



PARKWAYSCHOOLS
HIGHER EXPECTATIONS. BRIGHTER FUTURES.

Financial Statements

Date: August 2022

PARKWAY SCHOOL DISTRICT
MONTHLY FINANCIAL REPORT
TABLE OF CONTENT

<u>DOCUMENT</u>	<u>PAGE</u>
EXECUTIVE SUMMARY.	1 - 2
GRAPHS - REVENUE, EXPENDITURE, CASH, AND FUND BALANCE .	3 - 5
RECAPITULATION OF FUNDS	6
ACCRUAL BALANCE SHEET.	7
BREAKOUT OF CASH AND INVESTMENTS	8
GRANTS FROM CARES ACT : COVID-19	9
MODIFIED ACCRUAL REVENUE SCHEDULE	10
EXPENDITURE SUMMARY BY OBJECT	11
FOOD SERVICE	12
EXPENDITURE SUMMARY BY BUILDING	13
EXPENDITURE SUMMARY BY PROGRAM	14 - 21
GLOSSARY	22 - 23
PURCHASING REPORTS	24 - 36



TO: Board of Education

DATE: October 5, 2022

FROM: Patricia Bedborough, CPA

RE: Executive Summary August 2022

Abstract

The August financial statements are attached. You may notice the influx of federal funds and the increase in interest revenues as compared to last year. The expenditures are slightly lower than last year with one less payroll included in the total year. than last year.

Future Issues

The following issues are still pending and could affect district finances in the future:

1. Health Insurance Costs – Health costs are a large portion of our benefit expenses. Our pharmacy benefit manager is through Business Health Coalition and we have substantial savings over market trends for our pharmacy. With the implementation of CVS as our PBM, we have seen savings and a reduction of the market increases. We opened our near site clinics for our employees and staff effective August 2018 and will be going through a bidding process soon. We had no increase in our premiums for 2023 and our only plan change is the change in the HD plan deductible.
2. Commercial Property Assessments Appeals – As you are aware this has been a struggle over the last several years. We have seen our collection rate fluctuate due to these settlements. We worked with the state auditor's office last year and have approved \$3.7 million in recoupment. We are delaying the levy of the recoupment to future years. Our collection rate continues to be around 96%.
3. New Construction Assessments - In September we received our final amounts from St. Louis County. We had another strong year with new construction with just over \$32 million in commercial and residential property and \$133 million in new personal property mainly attributed to the increased value of used cars.
4. Interest Income –Our interest from our banking account is budgeted to increase significantly due to the Fed's increasing the treasury rate.
5. State Revenue –DESE will be basing our formula calculation on our attendance from two years ago. With the pandemic, our lowest attendance year was last year.
6. Spot Market Purchases – For information purposes, fiscal year-to-date purchases under the spot market procurement policy are as follows:

Fuel (Facilities) \$ 28,533.39

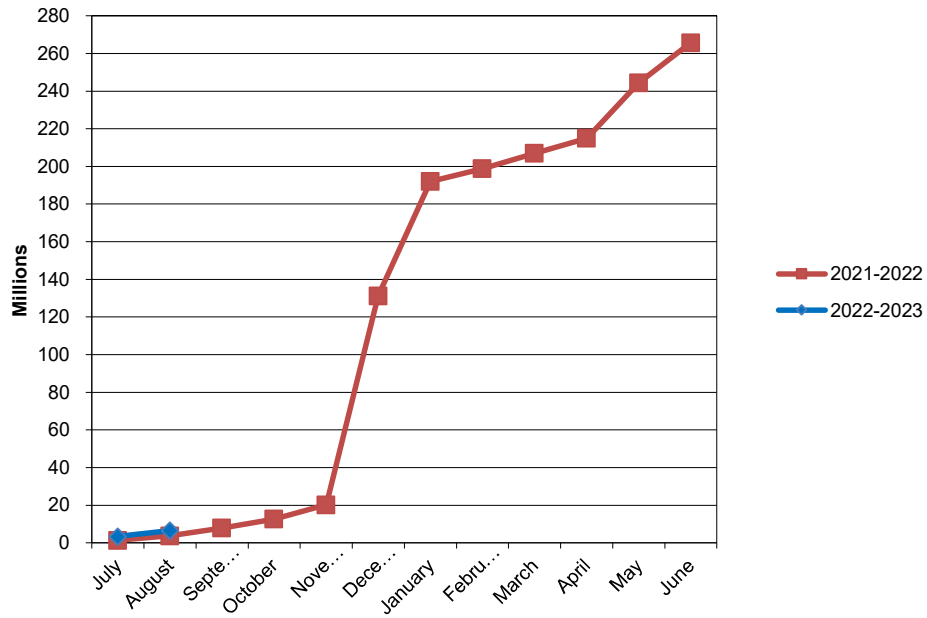
Fuel (Trans) \$ 32,897.55

Paper \$

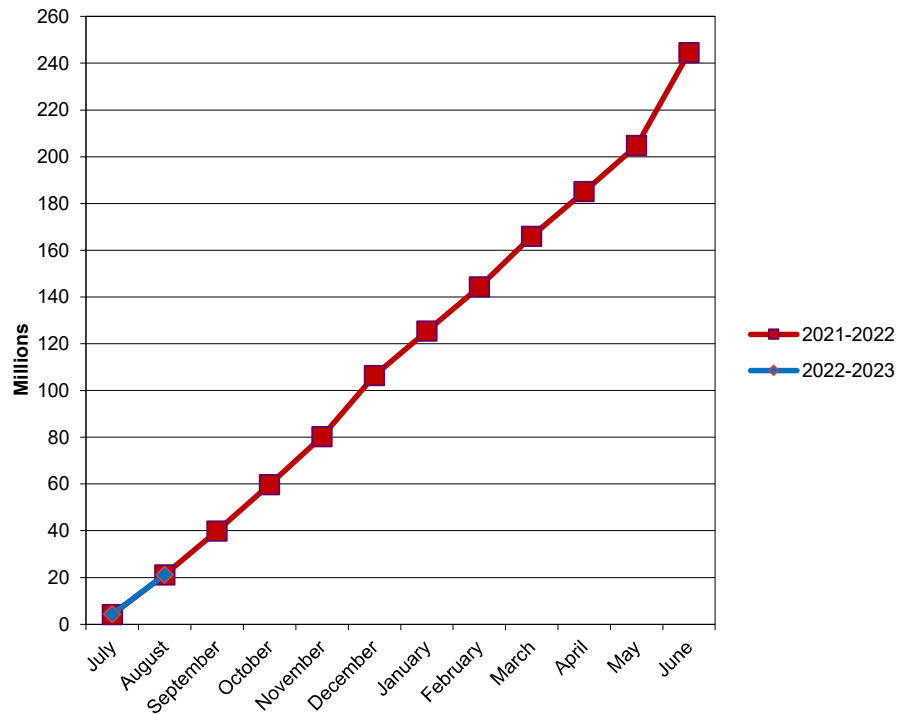
Trash Liner \$

Produce: \$

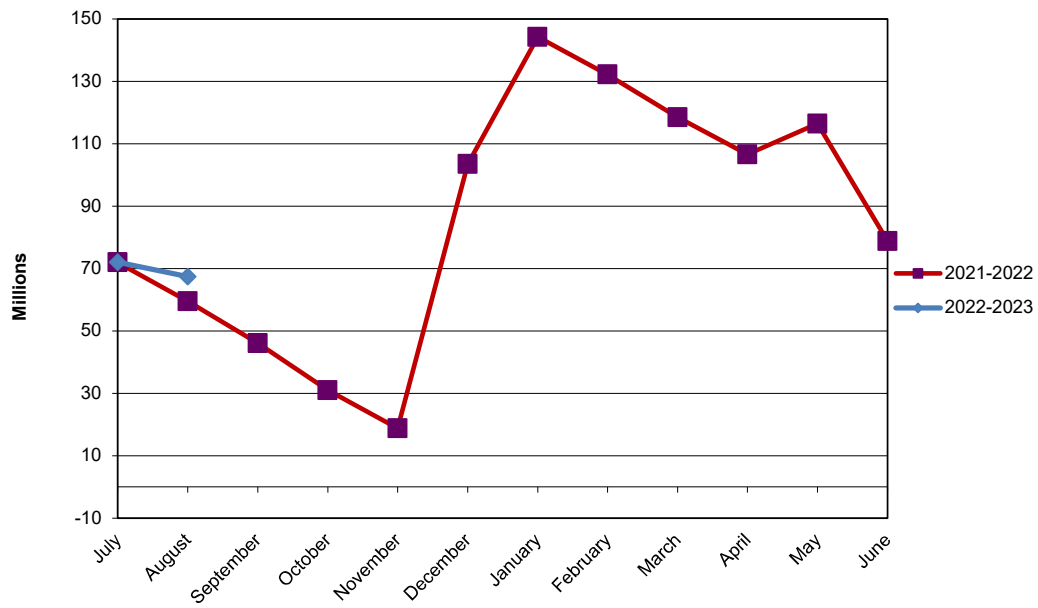
PARKWAY SCHOOL DISTRICT ACTUAL OPERATING REVENUE

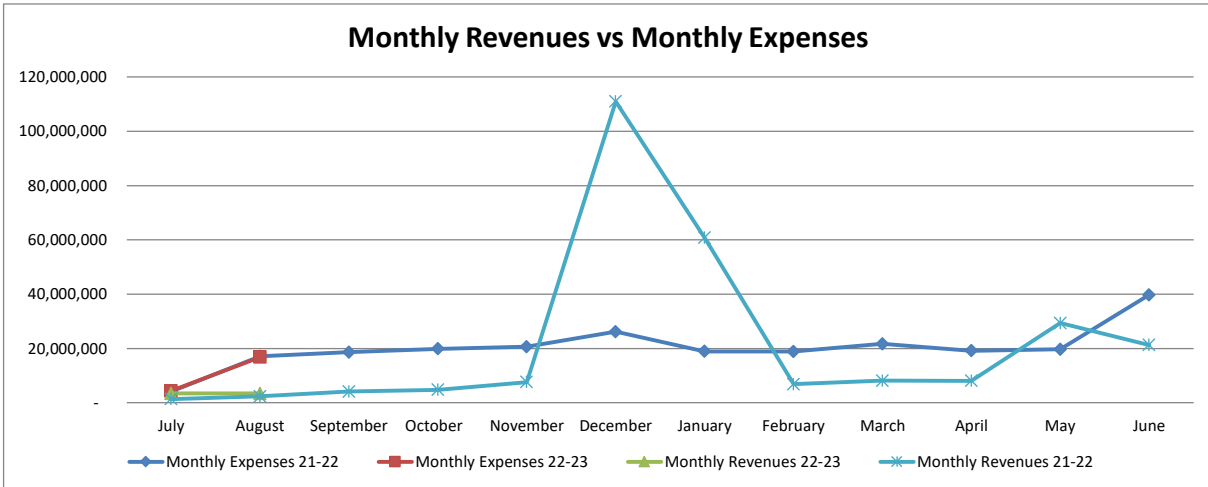
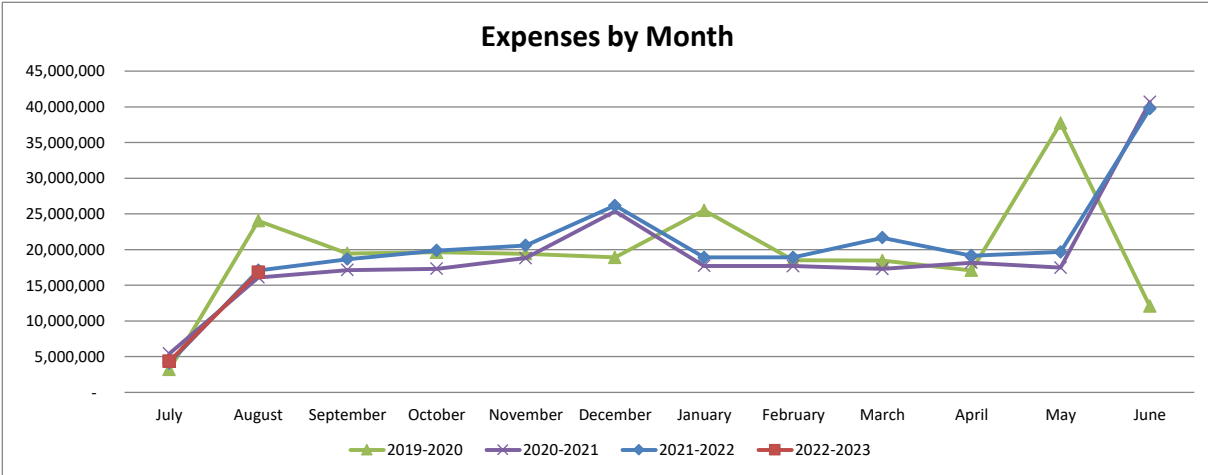
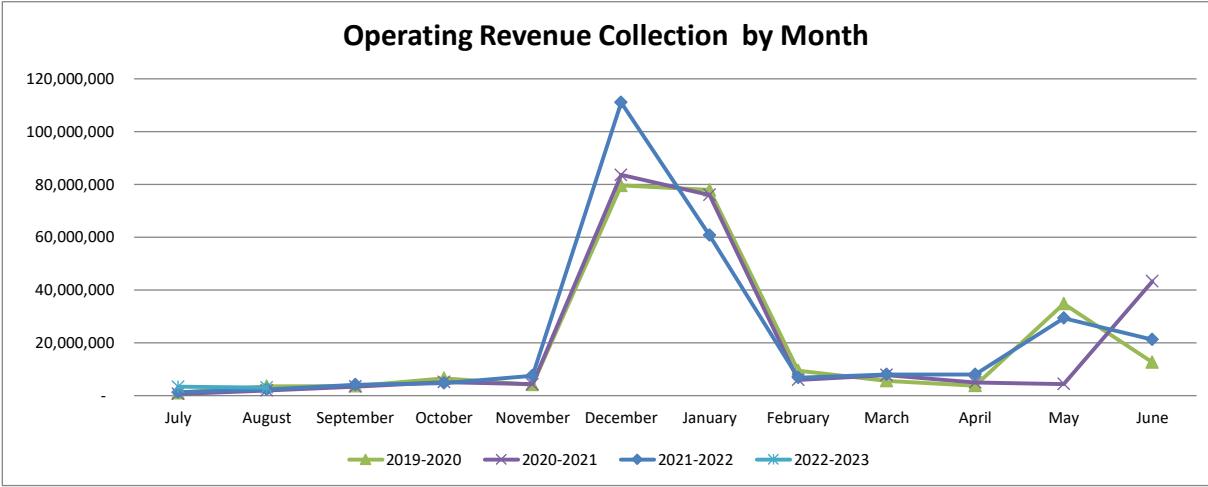


PARKWAY SCHOOL DISTRICT ACTUAL OPERATING EXPENDITURES



PARKWAY SCHOOL DISTRICT OPERATING FUND CASH AND INVESTMENTS





**Parkway School District
Recapitulation of Funds
Budget 2022-2023 With Restatement of Opening Balances**

FY2023 Full Year Budget

	Operating	Debt Service	Capital Projects	2018 Bond Issue	All Funds
Beginning Fund Balance	81,810,866	16,948,311	19,884,393	37,356,104	155,999,674
Revenues	261,698,019	27,440,344	420,463	100,000	289,658,826
Expenses	252,534,750	22,440,896	3,572,086	22,986,000	301,533,732
Transfers	(6,000,000)	-	6,000,000	-	-
Ending Fund Balance	84,974,135	21,947,759	22,732,770	14,470,104	144,124,768

ACTUAL FY23 THROUGH 8/31/22

	Operating	Debt Service	Capital Projects	2018 Bond Issue	All Funds
Beginning Fund Balance	81,810,866	16,948,311	19,884,393	37,356,104	155,999,674
Revenues	6,483,284	194,141	20,861	155,438	6,853,724
Expenses	21,166,985	3,912,378	1,249,084	5,089,883	31,418,330
Transfers	-	-	-	-	-
Ending Fund Balance	67,127,165	13,230,074	18,656,170	32,421,659	131,435,068

ACTUAL FY22 THROUGH 8/31/21

	Operating	Debt Service	Capital Projects	2018 Bond Issue	All Funds
Beginning Fund Balance	65,601,989	13,979,499	15,033,182	57,786,000	152,400,670
Revenues	3,700,432	134,230	18,526	13,215	3,866,403
Expenses	21,198,771	-	1,183,601	2,156,072	24,538,444
Transfers	-	-	-	-	-
Ending Fund Balance	48,103,650	14,113,729	13,868,107	55,643,143	131,728,629

**PARKWAY SCHOOL DISTRICT
ACCRUAL BALANCE SHEET
August 31, 2022**

	TOTAL- ALL FUNDS 8/31/2022	TOTAL- ALL FUNDS 8/31/2021
ASSETS		
Cash & Investments	\$ 146,232,617	155,030,378
Accounts Receivable	176,240	-
Inventories	2,181,492	944,810
Prepaid Expenses	3,765,962	3,185,233
Land	3,457,837	3,457,837
Land Improvements	17,375,608	16,122,147
Buildings/Improvements	201,550,105	195,589,218
Construction in Progress	48,759,117	50,124,673
Equipment	9,291,824	11,110,190
Total Assets	\$ 432,790,802	435,564,486
LIABILITIES & FUND BALANCE		
Accounts Payable - Operating Funds	\$ 2,931,391	4,503,201
Accounts Payable - Debt Service Fund	-	199,208
Accounts Payable - Bond Issue Funds	18,849	47,255
Accounts Payable - Capital Projects Funds	282,222	-
Accounts Payable - Medical Fund	10,992	3,702,835
Wages, Payroll Taxes, and Benefits Payable	3,496,696	-
Bonds Payable	227,965,000	243,765,000
Interest Payable	2,596,764	2,702,497
Liability for Compensated Absences	1,613,494	1,792,818
Total Liabilities	\$ 238,915,408	256,712,814
Bond Issue Fund Balance	32,421,659	55,643,143
Debt Service Fund Balance	13,230,074	14,113,729
Capital Projects Fund Balance	18,656,170	13,868,107
Equity in Fixed Assets less Long Term Liabilities	48,259,233	28,143,750
Medical Fund Balance	14,181,093	18,979,293
Operating Fund Balance	67,127,165	48,103,650
Total Fund Balance	\$ 193,875,394	178,851,672
TOTAL LIABILITIES & FUND BALANCE	\$ 432,790,802	435,564,486

BREAKOUT OF CASH & INVESTMENT BALANCE

	<u>8/31/2022</u>	<u>8/31/2021</u>
MEDICAL FUND CASH	14,192,085	18,979,291
DEBT SERVICE FUND CASH	9,845,944	14,348,027
DEBT SERVICE FUND INVESTMENTS	3,384,117	-
BOND ISSUE FUND CASH	32,413,522	55,595,888
CAPITAL PROJECTS FUND CASH	18,965,377	6,603,999
OPERATING FUND CASH	32,593,938	59,494,953
OPERATING FUND INVESTMENTS	34,837,634	8,220
	<hr/>	
TOTAL	146,232,617	155,030,378

RESTRICTED RESERVE

	<u>8/31/2022</u>	<u>8/31/2021</u>
FOOD SERVICE	(1,283,283)	(2,461,832)
MEDICAL BENEFITS	14,181,093	18,979,293
STUDENT ACTIVITY	3,520,981	2,956,088
	<hr/>	
TOTAL	16,418,791	19,473,549

Grants from Covid-19 Stimulus Funds

Grant	Award	Received	Spent through 8/31/22	Status	Description
Cares Act - ESSER	875,664	875,644	875,664	approved - fully received and fully spent	Utilized for salaries and benefits during closure. \$190,000 of grant is for non public schools.
Coronavirus Relief Fund(CRF)	1,199,707	1,199,707	1,199,707	approved - fully received and fully spent	Grant expenses include PPE, care coordinators and digital learning expenses. \$77,389 of this grant will be paid to VICC.
Covid-19 Response Supply Grant	502,883	502,883	502,883	approved - fully spent and received	This grant is a 75/25% split between the County and state. PPE, partitions and sanitation supplies were applied against this grant.
Student Connectivity Grant - B	112,000	112,000	112,000	approved - fully spent and received	Grant is a 50% reimbursement for hot spots
Transportation Supplement	153,918	97,843	100,821	Working with non-public school districts to finalize this grant.	Grant is primarily for transportation PPE and sanitation supplies and summer school expenses for buses. Have until 9/30/22 to spend the funds.
Cares Act - unemployment	TBD	178,482	356,964	This is auto applied to our unemplo	Reimburses District for 50% of unemployment expenses
County Early Cares Child Care Reponse Program	100,950	100,950	100,950	approved and fully spent	Costs incurred to child care facilities in St. Louis County for business interruption expenses and compliance with health and safety measures
ESSER II	5,378,360	5,378,360	5,378,360	approved - fully received and fully spent	Uses include PPE, air quality improvements, digital learning expenses, sub costs related to COVIDS absences, contact tracers, counselors and care coordinators over the next two fiscal years.
ESSER III*	11,897,669	4,306,556	5,281,046	This grant will go through the FY24 school year	Similar to ESSER II with the addition of summer school expenses, reading specialist, and instructional coaches. Have until 9/30/24 to spend the funds. 20% of the grant must address learning loss.
Teacher Retention Grant	615,000	500,000	500,000	approved - mostly spent. Working with DESE to finalize remaining portion	Used for stipends and future scholarships
Totals	20,396,083	12,752,425	14,141,638		

PARKWAY SCHOOL DISTRICT
MODIFIED ACCRUAL REVENUE SCHEDULE
TOTAL ALL FUNDS

	YEAR TO DATE 8/31/2022				YEAR TO DATE 8/31/21				CHANGE FROM PRIOR YEAR	
	BUDGETED	REVENUE	%	BALANCE TO	REVENUE	REVENUE	%	BALANCE TO		
	REVENUE	REALIZED	REALIZED	BE REALIZED	6/30/22	REALIZED	REALIZED	BE REALIZED	\$	%
LOCAL										
Property Taxes	187,670,279	-	0.00%	187,670,279	186,745,115	-	0.00%	186,745,115	-	0.00%
Delinquent Property Taxes	-	-	0.00%	-	679,934	-	0.00%	679,934	-	0.00%
Sales Tax	19,375,000	-	0.00%	19,375,000	19,826,522	-	0.00%	19,826,522	-	0.00%
M&M Surtax	5,472,222	-	0.00%	5,472,222	5,653,660	-	0.00%	5,653,660	-	0.00%
Food Service	4,269,813	275,584	6.45%	3,994,229	326,369	42,200	12.93%	284,169	233,384	553.04%
Other Local	3,980,480	164,020	4.12%	3,816,460	5,080,364	268,164	5.28%	4,812,200	(104,144)	-38.84%
VICC-VST Revenue	6,170,859	-	0.00%	6,170,859	6,645,739	-	0.00%	6,645,739	-	0.00%
TOTAL LOCAL	226,938,653	439,604	0.19%	226,499,049	224,957,703	310,364	0.14%	224,647,339	129,240	41.64%
INTEREST	120,000	223,562	186.30%	(103,562)	164,489	40,195	24.44%	124,294	183,367	111.48%
COUNTY	3,612,661	1,110,738	30.75%	2,501,923	3,565,267	1,054,838	29.59%	2,510,429	55,900	1.57%
STATE										
Basic Formula	2,022,856	348,888	17.25%	1,673,968	2,597,004	372,825	14.36%	2,224,179	(23,937)	-0.92%
Classroom Trust	6,689,503	1,104,442	16.51%	5,585,061	6,670,626	1,078,895	16.17%	5,591,731	25,547	0.38%
Transportation	4,000,000	251,851	6.30%	3,748,149	1,556,084	234,852	15.09%	1,321,232	16,999	1.09%
Other State	1,280,268	24,922	1.95%	1,255,346	1,531,162	73,907	4.83%	1,457,255	(48,985)	-3.20%
TOTAL STATE	13,992,627	1,730,103	12.36%	12,262,524	12,354,876	1,760,479	14.25%	10,594,397	(30,376)	-0.25%
FEDERAL										
Federal Food Service	2,614,040	1,069,464	40.91%	1,544,576	7,454,332	115,743	1.55%	7,338,589	953,721	12.79%
Other Federal Entitlements	8,324,910	85,743	1.03%	8,239,167	12,432,999	139,399	1.12%	12,293,600	(53,656)	-0.43%
TOTAL FEDERAL	10,938,950	1,155,207	10.56%	9,783,743	19,887,331	255,142	1.28%	19,632,189	900,065	4.53%
OTHER FINANCING SOURCES										
Transportation Reimbursement	2,560,839	1,484,928	57.99%	1,075,911	1,544,199	-	0.00%	1,544,199	1,484,928	96.16%
Tuition From Other Districts	28,930	-	0.00%	28,930	55,521	-	0.00%	55,521	-	0.00%
Sale Of Property	5,359	1,570	29.30%	3,789	38,178	3,809	9.98%	34,369	(2,239)	-5.86%
TOTAL OTHER FINANCING SOURCES	2,595,128	1,486,498	57.28%	1,108,630	1,637,898	3,809	0.23%	1,634,089	1,482,689	90.52%
SUB-TOTAL OPERATING REVENUE	258,198,019	6,145,712	2.38%	252,052,307	262,567,564	3,424,827	1.30%	259,142,737	2,720,885	1.04%
STUDENT ACTIVITIES	3,500,000	337,572	9.64%	3,162,428	3,123,352	275,605	8.82%	2,847,747	61,967	1.98%
TOTAL OPERATING REVENUE	261,698,019	6,483,284	2.48%	255,214,735	265,690,916	3,700,432	1.39%	261,990,484	2,782,852	1.05%
NON-OPERATING REVENUES										
2019 Bond Issue Interest/Premium	100,000	155,438	155.44%	(55,438)	191,394	13,215	6.90%	178,179	142,223	74.31%
Debt Service Property Taxes	26,616,815	-	0.00%	26,616,815	26,495,215	-	0.00%	26,495,215	-	0.00%
Debt Service Delinquent Prop. Taxes	-	-	0.00%	-	96,433	-	0.00%	96,433	-	0.00%
Debt Service Interest/Premium	100,000	36,609	36.61%	63,391	(13,376)	3,139	-23.47%	(16,515)	33,470	-250.22%
Debt Service County Revenue	723,529	157,532	21.77%	565,997	738,443	131,091	17.75%	607,352	26,441	3.58%
Cap. Projects Property Taxes	-	-	0.00%	-	3,151,246	-	0.00%	3,151,246	-	0.00%
Capital Projects Other	420,063	20,861	4.97%	399,202	485,405	18,526	3.82%	466,879	2,335	0.48%
Capital Interest/Premium	400	-	0.00%	400	104	-	0.00%	104	-	0.00%
TOTAL ALL REVENUE SOURCES	289,658,826	6,853,724	2.37%	282,805,102	296,847,254	3,866,403	1.30%	292,980,851	2,987,321	1.01%

EXPENDITURE SUMMARY BY OBJECT
TOTAL ALL FUNDS
August 31, 2022

	BUDGET 2022-2023	ACTUAL EXPENDITURES YTD 8/31/2022	% EXPENDED 2022-2023	ACTUAL** EXPENDITURES 06/30/2022	ACTUAL EXPENDITURES YTD 8/31/2021	% EXPENDED 2021-2022	CHANGE FROM PRIOR YEAR \$ %	
SALARIES								
Certificated	109,231,068	8,302,539	7.60%	106,904,488	8,294,595	7.76%	7,944	0.10%
Classified	39,039,937	3,018,144	7.73%	36,298,690	3,580,089	9.86%	(561,945)	-15.70%
Administrative	13,073,035	2,084,228	15.94%	13,210,763	2,470,699	18.70%	(386,471)	-15.64%
TOTAL SALARIES	161,344,040	13,404,911	8.31%	156,413,941	14,345,383	9.17%	(940,472)	-6.56%
BENEFITS								
Retirement, Social Security and Medicare	27,574,610	2,239,667	8.12%	26,414,734	2,405,771	9.11%	(166,104)	-6.90%
Medical, Dental and Life Insurance	28,045,096	1,483,186	5.29%	26,133,664	1,110,051	4.25%	373,135	33.61%
TOTAL BENEFITS	55,619,706	3,722,853	6.69%	52,548,398	3,515,822	6.69%	207,031	5.89%
PURCHASED SERVICES								
Substitute Services	2,760,725	54,836	1.99%	2,996,373	60,648	2.02%	(5,812)	-9.58%
Tuition	834,575	18,420	2.21%	313,809	1,130	0.36%	17,290	1530.09%
Professional Services	2,519,836	153,144	6.08%	2,342,828	92,685	3.96%	60,459	65.23%
Audit	36,000	-	0.00%	35,800	-	0.00%	-	0.00%
Technical Services	117,250	20,435	17.43%	131,819	40,537	30.75%	(20,102)	-49.59%
Legal Services	200,000	-	0.00%	164,027	-	0.00%	-	0.00%
Property Services	2,778,063	271,600	9.78%	2,591,150	387,544	14.96%	(115,944)	-29.92%
Travel & Contracted Trans.	1,776,710	14,470	0.81%	2,034,826	5,644	0.28%	8,826	156.38%
Property Insurance	968,000	-	0.00%	607,949	-	0.00%	-	0.00%
Liability Insurance	1,067,200	(263,803)	-24.72%	674,751	-	0.00%	(263,803)	0.00%
Other Purchased Services	4,028,588	424,251	10.53%	3,252,591	281,250	8.65%	143,001	50.84%
TOTAL PURCHASED SERVICES	17,086,947	693,353	4.06%	15,145,923	869,438	5.74%	(176,085)	-20.25%
CONSUMABLES								
General Supplies	5,385,962	1,744,608	32.39%	5,433,579	634,287	11.67%	1,110,321	175.05%
Instructional Supplies	4,627,656	759,572	16.41%	4,855,355	1,067,782	21.99%	(308,210)	-28.86%
Textbooks and Library Books	1,583,442	330,384	20.86%	701,650	198,103	28.23%	132,281	66.77%
Gasoline/Diesel	660,750	22,548	3.41%	704,672	42,270	6.00%	(19,722)	-46.66%
Energy Services	3,709,000	303,790	8.19%	3,679,856	378,122	10.28%	(74,332)	-19.66%
Food Service Supplies	2,517,247	57,722	2.29%	2,448,974	(380)	-0.02%	58,102	-15290.00%
TOTAL CONSUMABLES	18,484,057	3,218,624	17.41%	17,824,086	2,320,184	13.02%	898,440	38.72%
SUBTOTAL OPERATING EXPENSES	252,534,750	21,039,741	8.33%	241,932,348	21,050,827	8.70%	(11,086)	-0.05%
STUDENT ACTIVITIES	3,500,000	127,244	3.64%	2,549,691	147,944	5.80%	(20,700)	-2.17%
ANTICIPATED EXPENDITURE SAVINGS	(3,500,000)	-	0.00%	-	-	0.00%	-	0.00%
TOTAL OPERATING EXPENSES	252,534,750	21,166,985	8.38%	244,482,039	21,198,771	8.67%	(31,786)	-0.15%
CAPITAL OUTLAY - NON BOND EXPENSES								
Land Improvement	500,000	-	0.00%	546,236	40,283	7.37%	(40,283)	100.00%
Building Alterations	1,105,000	210,356	19.04%	604,384	32,194	5.33%	178,162	553.40%
General Equipment	428,468	626,710	146.27%	625,362	82,720	13.23%	543,990	657.63%
Instructional Equipment	48,055	11,080	23.06%	119,491	4,767	3.99%	6,313	132.43%
Technology Equipment	16,800	319,394	1901.15%	272,952	21,383	7.83%	298,011	1393.68%
Student Activity	5,000	2,927	58.54%	181,702	2,000	1.10%	-	0.00%
Vehicles	100,000	34,055	34.06%	162,218	-	0.00%	34,055	0.00%
School Buses	1,084,344	491	0.05%	955,690	955,692	100.00%	(955,201)	-99.95%
TOTAL CAPITAL OUTLAY	3,287,667	1,205,013	36.65%	3,468,035	1,139,039	32.84%	65,974	5.79%
2018 BOND ISSUE EXPENDITURES	22,986,000	5,089,883	22.14%	20,621,290	2,156,072	10.46%	2,933,811	136.07%
CAPITAL FUND - BUS LEASES	284,419	44,071	15.50%	328,983	44,562	13.55%	(491)	-1.10%
DEBT SERVICE - GO BONDS	22,440,896	3,912,378	17.43%	24,347,903	-	0.00%	3,912,378	0.00%
GRAND TOTAL EXPENSES	301,533,732	31,418,330	10.42%	293,248,250	24,538,444	8.37%	6,879,886	28.04%

**FOOD SERVICE
STATEMENT OF INCOME AND EXPENSE
AUGUST 31, 2022**

	BUDGET FY23	CURRENT MONTH	ACTUAL EXPENDITURES YTD 8/31/2022	% EXPENDED	PRIOR YEAR ACTUAL FY22	PRIOR YEAR TO DATE 8/31/2021	PRIOR YEAR % EXPENDED
RESERVE FOOD SERVICE SURPLUS		(\$1,289,040)	(\$1,289,040)		(\$2,384,393)	(\$2,384,393)	
INCOME							
LOCAL	4,269,813	274,659	275,584	6.45%	357,578	42,200	11.80%
STATE	42,391	902	905	2.13%	30,887	1,326	4.29%
FEDERAL	2,614,040	99,733	100,100	3.83%	8,124,345	313,783	3.86%
TOTAL INCOME	6,926,244	375,294	376,589	5.44%	8,512,810	357,309	4.20%
COST OF GOODS SOLD:							
Beginning Inventory		148,489	150,692		277,629	167,023	60.16%
Add: Purchases-Food	2,517,247	57,722	57,722	2.29%	2,552,977	(380)	-0.01%
Purchases-Other	1,500	-	-	0.00%	43,782	370	0.85%
Goods Available		206,211	208,414		2,874,388	167,013	5.81%
Less: Ending Inventory		205,302	148,489		150,692	280,834	186.36%
TOTAL COST OF GOODS	2,518,747	909	59,925	2.38%	2,723,696	(113,821)	-4.18%
GROSS MARGIN	\$4,407,497	374,385	316,664	7.18%	5,789,114	471,130	8.14%
OPERATION COSTS:							
Salaries	1,864,243	22,653	33,930	1.82%	2,078,284	101,169	4.87%
Fringe Benefits	1,020,067	7,134	10,332	1.01%	1,002,453	28,314	2.82%
Purchased Services	2,414,280	99,865	102,131	4.23%	1,513,338	8,833	0.58%
Operating Supplies	81,550	2,225	34,213	41.95%	56,600	732	1.29%
Credit for Services	-	-	(443)	100.00%	(47,900)	(4,751)	9.92%
Total Operating Costs	5,380,140	131,877	180,164	3.35%	4,602,775	134,296	2.92%
INCOME (LOSS) FROM OPERATIONS	(972,643)	242,507	136,500		1,186,339	336,834	28.39%
EQUIPMENT	200,000	236,750	241,332	120.67%	90,987	39,259	43.15%
RESERVE FOOD SERVICE SURPLUS		(\$1,283,283)	(\$1,393,872)		(\$1,289,040)	(\$2,086,818)	161.89%

**Parkway School District
Building Location Recap Report**

Fiscal Year 2023 Through Period 2 Run Date: 10-05-2022 @ 08:13:23

	Budget	Expended	Encumbrances	Unexpended
FERN RIDGE HIGH	16,400.00	1,345.04	5,150.52	9,904.44
CENTRAL HIGH	247,025.00	37,653.31	70,079.56	139,292.13
NORTH HIGH	215,660.00	7,795.43	40,514.75	167,349.82
WEST HIGH	290,075.00	44,640.99	66,798.41	178,635.60
SOUTH HIGH	315,905.00	19,719.33	53,354.97	242,830.70
SOUTHWEST MIDDLE	102,510.00	35,136.16	10,743.29	56,630.55
CENTRAL MIDDLE	138,771.00	18,547.70	20,608.38	99,614.92
NORTHEAST MIDDLE	111,022.00	19,968.68	7,150.31	83,903.01
SOUTH MIDDLE	87,363.00	1,047.39	26,897.84	59,417.77
WEST MIDDLE	154,989.00	18,820.94	5,214.09	130,953.97
MCKELVEY PRIMARY	33,938.00	2,992.71	3,501.14	27,444.15
BARRETS ELEM.	45,298.00	13,646.21	1,825.01	29,826.78
BELLERIVE ELEM.	56,942.00	17,495.18	1,806.09	37,640.73
CARMAN TRAILS ELEM.	57,510.00	7,147.14	30,902.64	19,460.22
CLAYMONT ELEM.	71,710.00	11,325.74	7,515.42	52,868.84
CRAIG ELEM.	47,002.00	6,002.17	9,637.58	31,362.25
GREEN TRAILS ELEM.	54,386.00	9,802.39	166.38	44,417.23
HANNA WOODS ELEM.	61,060.00	11,226.56	3,809.67	46,023.77
HENRY ELEM.	82,218.00	21,369.30	24,372.90	36,475.80
HIGHCROFT ELEM.	56,374.00	3,920.15	4,176.73	48,277.12
MASON RIDGE ELEM.	57,510.00	5,122.44	1,021.51	51,366.05
MCKELVEY INTERMEDIATE	65,320.00	10,877.72	10,055.04	44,387.24
OAK BROOK ELEM.	56,374.00	8,918.33	6,738.54	40,717.13
PIERREMONT ELEM.	66,030.00	19,924.25	8,102.50	38,003.25
RIVER BEND ELEM.	62,054.00	9,686.82	4,152.22	48,214.96
ROSS ELEM.	60,350.00	14,293.57	18,497.68	27,558.75
SORRENTO SPRINGS ELEM.	39,192.00	20,558.19	22,897.71	-4,263.90
SHENANDOAH VALLEY ELEM.	64,184.00	15,363.47	9,867.59	38,952.94
WREN HOLLOW ELEM.	64,610.00	3,256.50	22,787.77	38,565.73
 Grand Total for Funds 10-12	 2,740,559.00	 382,711.68	 402,223.72	 1,955,623.60
Grand Total for Fund 20	0.00	0.00	0.00	0.00
Grand Total for Fund 30	0.00	0.00	0.00	0.00
Grand Total for Funds 40-41	41,223.00	34,892.13	96,122.52	-89,791.65
Grand Total All	2,781,782.00	417,603.81	498,346.24	1,865,831.95

**Parkway School District
Consolidated Budget - Programs Recap Report**

Fiscal Year 2023 Through Period 2 Run Date: 10-05-2022 @ 08:16:36

	Budget	Expended	Encumbrances	Unexpended
SPECIAL READING	15,523.00	4,845.63	1,760.63	8,916.74
COMM ARTS	125,694.00	23,634.04	9,930.62	92,129.34
MATHEMATICS	56,929.00	4,516.52	4,784.62	47,627.86
FINE ARTS	123,189.00	9,446.47	19,082.95	94,659.58
PHYSICAL EDUCATION	55,045.00	14,403.67	3,066.86	37,574.47
SCIENCE	91,808.00	1,903.29	3,360.09	86,544.62
SOCIAL STUDIES	67,441.00	5,691.78	7,665.56	54,083.66
INSTRUCTIONAL TECHNOLOGY	82,780.00	13,311.86	4,175.00	65,293.14
GUIDANCE	25,063.00	1,863.57	0.00	23,199.43
ART	127,374.00	18,482.71	45,353.12	63,538.17
BLDG ADMIN SERVICES	1,638,456.00	278,953.35	312,002.12	1,047,500.53
AUDIO VISUAL SERVICES	1,700.00	0.00	0.00	1,700.00
BUSINESS EDUCATION	29,724.00	2,687.89	0.00	27,036.11
MODERN CLASSICAL LANG	32,163.00	737.88	1,734.05	29,691.07
FAMILY AND CONSUMER SC	68,875.00	252.42	0.00	68,622.58
INDUSTRIAL ARTS	35,580.00	212.30	15,800.00	19,567.70
STUDENT BODY ACT	88,950.00	35,386.89	59,717.64	-6,154.53
COOP VOC ED	2,080.00	500.00	0.00	1,580.00
UNIFIED STUDIES	2,322.00	42.90	0.00	2,279.10
SPEECH	21,700.00	795.91	0.00	20,904.09
LIBRARY SVCS	69,666.00	6,759.76	9,912.98	52,993.26
HEALTH ED	7,019.00	265.47	0.00	6,753.53
EEE CAMP	1,675.00	0.00	0.00	1,675.00
ESOL	967.00	53.00	0.00	914.00
GIFTED EDUCATION	9,759.00	1,648.12	0.00	8,110.88
SPECIAL SERVICES	300.00	49.08	0.00	250.92
INSTRUCTIONAL STAFFING	140,509,011.00	10,152,121.35	0.00	130,356,889.6
BLDG LEVEL STAFFING	16,959,604.00	2,049,926.20	0.00	14,909,677.80
ATHLETICS	1,870,250.00	177,240.02	218,609.96	1,474,400.02
ADULT BASIC EDUCATION	1,698,978.00	160,253.07	1,857.25	1,536,867.68
SWIM CLUB	1,018,133.00	44,964.73	0.00	973,168.27
EARLY CHILDHOOD	1,727,217.00	109,908.14	8,052.77	1,609,256.09
PRESCHOOLS	2,399,164.00	199,815.71	19,962.89	2,179,385.40
PARK ROCK COMM ED	21,400.00	19,342.78	0.00	2,057.22
STUDENT SERVICES	1,146,547.00	10,939.20	199,190.00	936,417.80
PUPIL PERSONNEL	2,221,555.00	192,736.96	0.00	2,028,818.04
HEALTH SERVICES	2,932,494.00	288,949.44	40,120.51	2,603,424.05
GUIDANCE AND COUNSELING	268,482.00	98,093.05	0.00	170,388.95

**Parkway School District
Consolidated Budget - Programs Recap Report**

Fiscal Year 2023 Through Period 2 Run Date: 10-05-2022 @ 08:16:36

	Budget	Expended	Encumbrances	Unexpended
SEB SUPPORT	58,850.00	21,026.57	0.00	37,823.43
DATA MGMT/RESEARCH	301,620.00	38,266.07	4,457.62	258,896.31
STUDENT DISC & ALT STUDIES	853,814.00	62,219.60	484.54	791,109.86
SPECIAL SERVICES	367,853.00	53,188.83	670.19	313,993.98
ASST SUPER OF STUDENT SERV	266,923.00	34,078.88	0.00	232,844.12
TEACH LEARN ACCOUNTABILITY	4,470,857.00	726,741.55	181,618.55	3,562,496.90
PROFESSIONAL LEARNING	1,433,922.00	199,036.85	7,877.79	1,227,007.36
READING DIAGNOSTICS	123,205.00	7,978.14	0.00	115,226.86
INSTRUC TECH LIBRARY MEDIA	1,189,560.00	198,747.48	35,750.65	955,061.87
STUDENT ASSESSMENT	327,410.00	42,067.09	13,150.00	272,192.91
PROGRESS MONITORING	213,501.00	16,536.60	0.00	196,964.40
ELEM COMM ARTS	20,800.00	15,056.92	0.00	5,743.08
ELEM SOC STUDIES	24,750.00	0.00	0.00	24,750.00
ELEM MATH	2,000.00	0.00	0.00	2,000.00
ELEM SCIENCE	300.00	0.00	0.00	300.00
MIDD ELA	4,150.00	0.00	0.00	4,150.00
MIDD SOC STUDIES	600.00	0.00	0.00	600.00
MIDD MATH	5,000.00	447.31	0.00	4,552.69
MIDD SCIENCE	13,375.00	115.49	0.00	13,259.51
HIGH ELA	40,755.00	11.55	0.00	40,743.45
HIGH SOC STUDIES	2,420.00	0.00	0.00	2,420.00
HIGH MATH	1,600.00	0.00	0.00	1,600.00
HIGH SCIENCE	2,500.00	0.00	0.00	2,500.00
FINE ARTS	233,994.00	3,342.16	60,710.96	169,940.88
PHYSICAL EDUC	1,150.00	393.10	0.00	756.90
GIFTED	24,715.00	1,237.45	0.00	23,477.55
ESOL	42,425.00	2,393.49	19,599.40	20,432.11
WORLD LANGUAGE	12,600.00	4,596.95	1,623.00	6,380.05
CAREER & TECH ED	7,550.00	68.11	0.00	7,481.89
CHOICE	958,024.00	8,724.03	37,429.37	911,870.60
INSTRUCTIONAL TECHNOLOGY	12,500.00	46.88	0.00	12,453.12
PATH	156,097.00	10,187.94	700.00	145,209.06
OASIS PROGRAM	9,900.00	0.00	0.00	9,900.00
OUTDOOR SCHOOL	48,150.00	-7,526.73	0.00	55,676.73
SUMMER SCHOOL	984,720.00	263,589.32	42,200.00	678,930.68
VIRTUAL CAMPUS	4,388,258.00	244,145.49	4,524.71	4,139,587.80
BOARD OF EDUCATION	195,140.00	9,947.00	2,826.84	182,366.16
SUPERINTENDENT	501,374.00	74,385.87	0.00	426,988.13

**Parkway School District
Consolidated Budget - Programs Recap Report**

Fiscal Year 2023 Through Period 2 Run Date: 10-05-2022 @ 08:16:36

	Budget	Expended	Encumbrances	Unexpended
DISTRICT DUES	204,623.00	80,478.87	40,849.17	83,294.96
LEGAL SERVICES	200,000.00	0.00	9,472.00	190,528.00
DEPUTY SUPERINTENDENT	420,109.00	60,428.44	4,857.36	354,823.20
CHIEF FINANCIAL OFFICER	361,154.00	51,200.65	1,681.33	308,272.02
COMMUNICATIONS	1,108,852.75	192,187.03	19,130.00	897,535.72
SAFETY SECURITY	1,335,075.35	75,316.63	110,968.65	1,148,790.07
SPECIAL PROJECTS	580,503.00	10,377.78	17,791.86	552,333.36
FINANCE	1,145,080.00	141,433.82	1,893.58	1,001,752.60
INTERNAL EQUIP FIN	458,419.00	76,713.52	530,062.30	-148,356.82
RISK MGMT	2,862,854.00	-641,217.66	87,146.66	3,416,925.00
FOOD SERVICES	8,097,387.25	479,217.48	3,988,773.99	3,629,395.78
PURCHASING	267,001.00	39,761.14	0.00	227,239.86
PRINT SHOP	35,402.00	14,833.04	11,290.41	9,278.55
SCHOOL STORES	223,822.00	6,144.20	12,749.36	204,928.44
WAREHOUSE	749,538.00	80,870.53	6,345.55	662,321.92
MAILROOM	81,776.00	6,759.22	1,500.00	73,516.78
TECHNOLOGY	7,543,904.00	1,351,522.17	207,476.22	5,984,905.61
HUMAN RESOURCES	1,248,351.00	162,321.47	10,199.64	1,075,829.89
TRANSPORTATION	7,620,353.00	316,086.69	1,316,326.59	5,987,939.72
SSD TRANSPORTATION	2,411,988.00	69,096.90	0.00	2,342,891.10
FACILITY OPERATIONS	9,155,583.00	1,773,507.59	56,744.28	7,325,331.13
FACILITY MAINTENANCE	5,002,147.00	607,191.88	421,867.29	3,973,087.83
GROUNDS MAINTENANCE	2,342,664.00	197,601.69	559,911.94	1,585,150.37
PLANNING	1,574,904.00	364,381.63	1,339,966.57	-129,444.20
ENVIRONMENTAL SVCS	612,789.00	41,488.50	251,309.97	319,990.53
FACILITY MANAGEMENT	795,937.00	81,074.66	156,199.52	558,662.82
REBATE PROJECTS	500,000.00	6,091.00	54,899.00	439,010.00
ENERGY SERVICES	4,226,000.00	341,212.03	3,596,264.28	288,523.69
SUSTAINABILITY	613,343.00	31,787.30	383,539.50	198,016.20
2018 BOND	29,886,127.07	5,089,883.24	21,314,909.95	3,481,333.88
DEBT SERVICE	22,440,896.00	3,912,378.14	6,250.00	18,522,267.86
STATE GRANTS	346,111.00	20,458.50	0.00	325,652.50
FEDERAL GRANTS	1,271,163.00	262,263.67	124,550.99	884,348.34
LOCAL GRANTS	31,652.00	23,523.50	8,000.00	128.50
 Grand Total for Funds 10-12	 88,185,709.35	 7,330,162.87	 11,214,540.92	 69,641,005.56
 Grand Total for Fund 20	 164,527,669.00	 13,709,579.72	 0.00	 150,818,089.28

**Parkway School District
Consolidated Budget - Programs Recap Report**

Fiscal Year 2023 Through Period 2 Run Date: 10-05-2022 @ 08:16:36

	Budget	Expended	Encumbrances	Unexpended
Grand Total for Fund 30	22,440,896.00	3,912,378.14	6,250.00	18,522,267.86
Grand Total for Funds 40-41	3,572,086.00	1,246,156.43	3,516,990.33	2,290,273.12
 Grand Total All	 308,612,487.42	 31,288,160.40	 36,052,691.20	 241,271,635.82

**Parkway School District
Program Budget - Programs Recap Report**

Fiscal Year 2023 Through Period 2 Run Date: 10-05-2022 @ 08:17:48

	Budget	Expended	Encumbrances	Unexpended
SPECIAL READING	15,523.00	4,845.63	1,760.63	8,916.74
COMM ARTS	125,694.00	23,634.04	9,930.62	92,129.34
MATHEMATICS	56,929.00	4,516.52	4,784.62	47,627.86
FINE ARTS	123,189.00	9,446.47	19,082.95	94,659.58
PHYSICAL EDUCATION	55,045.00	14,403.67	3,066.86	37,574.47
SCIENCE	91,808.00	1,903.29	3,360.09	86,544.62
SOCIAL STUDIES	67,441.00	5,691.78	7,665.56	54,083.66
INSTRUCTIONAL TECHNOLOGY	82,780.00	13,311.86	4,175.00	65,293.14
GUIDANCE	25,063.00	1,863.57	0.00	23,199.43
ART	127,374.00	18,482.71	45,353.12	63,538.17
BLDG ADMIN SERVICES	1,638,456.00	278,953.35	312,002.12	1,047,500.53
AUDIO VISUAL SERVICES	1,700.00	0.00	0.00	1,700.00
BUSINESS EDUCATION	29,724.00	2,687.89	0.00	27,036.11
MODERN CLASSICAL LANG	32,163.00	737.88	1,734.05	29,691.07
FAMILY AND CONSUMER SC	68,875.00	252.42	0.00	68,622.58
INDUSTRIAL ARTS	35,580.00	212.30	15,800.00	19,567.70
STUDENT BODY ACT	88,950.00	35,386.89	59,717.64	-6,154.53
COOP VOC ED	2,080.00	500.00	0.00	1,580.00
UNIFIED STUDIES	2,322.00	42.90	0.00	2,279.10
SPEECH	21,700.00	795.91	0.00	20,904.09
LIBRARY SVCS	69,666.00	6,759.76	9,912.98	52,993.26
HEALTH ED	7,019.00	265.47	0.00	6,753.53
EEE CAMP	1,675.00	0.00	0.00	1,675.00
ESOL	967.00	53.00	0.00	914.00
GIFTED EDUCATION	9,759.00	1,648.12	0.00	8,110.88
SPECIAL SERVICES	300.00	49.08	0.00	250.92
INSTRUCTIONAL STAFFING	2,400,000.00	56,430.29	0.00	2,343,569.71
ATHLETICS	936,981.00	63,244.79	218,609.96	655,126.25
ADULT BASIC EDUCATION	186,611.00	39,172.70	1,857.25	145,581.05
SWIM CLUB	138,200.00	2,185.11	0.00	136,014.89
EARLY CHILDHOOD	93,700.00	10,697.45	8,052.77	74,949.78
PRESCHOOLS	276,400.00	46,473.71	19,962.89	209,963.40
PARK ROCK COMM ED	21,400.00	18,852.88	0.00	2,547.12
STUDENT SERVICES	1,126,730.00	3,568.00	199,190.00	923,972.00
PUPIL PERSONNEL	209,745.00	7,644.06	0.00	202,100.94
HEALTH SERVICES	163,695.00	41,532.74	40,120.51	82,041.75

**Parkway School District
Program Budget - Programs Recap Report**

Fiscal Year 2023 Through Period 2 Run Date: 10-05-2022 @ 08:17:48

	Budget	Expended	Encumbrances	Unexpended
GUIDANCE AND COUNSELING	116,800.00	74,629.81	0.00	42,170.19
SEB SUPPORT	58,850.00	43.47	0.00	58,806.53
DATA MGMT/RESEARCH	42,645.00	967.44	4,457.62	37,219.94
STUDENT DISC & ALT STUDIES	10,550.00	1,033.03	484.54	9,032.43
SPECIAL SERVICES	46,826.00	6,099.77	670.19	40,056.04
ASST SUPER OF STUDENT SERV	54,800.00	652.68	0.00	54,147.32
TEACH LEARN ACCOUNTABILITY	2,197,072.00	420,868.24	181,618.55	1,594,585.21
PROFESSIONAL LEARNING	567,115.00	15,322.20	7,877.79	543,915.01
READING DIAGNOSTICS	17,490.00	0.00	0.00	17,490.00
INSTRUC TECH LIBRARY MEDIA	420,890.00	107,979.97	35,750.65	277,159.38
STUDENT ASSESSMENT	155,180.00	20,794.39	13,150.00	121,235.61
ELEM COMM ARTS	20,800.00	15,056.92	0.00	5,743.08
ELEM SOC STUDIES	24,750.00	0.00	0.00	24,750.00
ELEM MATH	2,000.00	0.00	0.00	2,000.00
ELEM SCIENCE	300.00	0.00	0.00	300.00
MIDD ELA	4,150.00	0.00	0.00	4,150.00
MIDD SOC STUDIES	600.00	0.00	0.00	600.00
MIDD MATH	5,000.00	447.31	0.00	4,552.69
MIDD SCIENCE	13,375.00	115.49	0.00	13,259.51
HIGH ELA	40,755.00	11.55	0.00	40,743.45
HIGH SOC STUDIES	2,420.00	0.00	0.00	2,420.00
HIGH MATH	1,600.00	0.00	0.00	1,600.00
HIGH SCIENCE	2,500.00	0.00	0.00	2,500.00
FINE ARTS	233,994.00	3,342.16	60,710.96	169,940.88
PHYSICAL EDUC	1,150.00	393.10	0.00	756.90
GIFTED	24,715.00	1,237.45	0.00	23,477.55
ESOL	26,700.00	796.19	19,599.40	6,304.41
WORLD LANGUAGE	12,600.00	4,596.95	1,623.00	6,380.05
CAREER & TECH ED	7,550.00	68.11	0.00	7,481.89
CHOICE	870,500.00	1,381.60	37,429.37	831,689.03
INSTRUCTIONAL TECHNOLOGY	12,500.00	46.88	0.00	12,453.12
PATH	14,350.00	0.00	700.00	13,650.00
OASIS PROGRAM	9,900.00	0.00	0.00	9,900.00
OUTDOOR SCHOOL	48,150.00	-7,659.41	0.00	55,809.41
SUMMER SCHOOL	60,000.00	11,076.02	42,200.00	6,723.98
VIRTUAL CAMPUS	50,000.00	542.77	4,524.71	44,932.52

**Parkway School District
Program Budget - Programs Recap Report**

Fiscal Year 2023 Through Period 2 Run Date: 10-05-2022 @ 08:17:48

	Budget	Expended	Encumbrances	Unexpended
BOARD OF EDUCATION	195,140.00	9,947.00	2,826.84	182,366.16
SUPERINTENDENT	31,000.00	745.34	0.00	30,254.66
DISTRICT DUES	204,623.00	80,478.87	40,849.17	83,294.96
LEGAL SERVICES	200,000.00	0.00	9,472.00	190,528.00
DEPUTY SUPERINTENDENT	88,484.00	2,572.92	4,857.36	81,053.72
CHIEF FINANCIAL OFFICER	10,625.00	764.29	1,681.33	8,179.38
COMMUNICATIONS	229,005.75	74,969.63	19,130.00	134,906.12
SAFETY SECURITY	822,325.35	8,835.21	110,968.65	702,521.49
SPECIAL PROJECTS	170,050.00	0.00	17,791.86	152,258.14
FINANCE	105,985.00	3,470.76	1,893.58	100,620.66
INTERNAL EQUIP FIN	458,419.00	76,713.52	530,062.30	-148,356.82
RISK MGMT	1,992,100.00	-259,807.00	0.00	2,251,907.00
FOOD SERVICES	5,213,077.25	434,954.84	3,988,773.99	789,348.42
PURCHASING	32,760.00	-1,368.58	0.00	34,128.58
PRINT SHOP	-24,425.00	8,228.53	11,290.41	-43,943.94
SCHOOL STORES	15,000.00	3,771.44	12,749.36	-1,520.80
WAREHOUSE	50,506.00	14,317.04	6,345.55	29,843.41
MAILROOM	17,810.00	1,904.55	1,500.00	14,405.45
TECHNOLOGY	3,899,788.00	959,011.82	207,476.22	2,733,299.96
HUMAN RESOURCES	143,729.00	5,496.60	10,199.64	128,032.76
TRANSPORTATION	1,762,501.00	135,020.84	1,316,326.59	311,153.57
SSD TRANSPORTATION	216,618.00	8,822.01	0.00	207,795.99
FACILITY OPERATIONS	380,260.00	1,003,434.51	56,744.28	-679,918.79
FACILITY MAINTENANCE	1,306,979.00	221,746.74	421,867.29	663,364.97
GROUND MAINTENANCE	992,800.00	75,851.32	559,911.94	357,036.74
PLANNING	855,400.00	276,705.47	1,339,966.57	-761,272.04
ENVIRONMENTAL SVCS	346,240.00	15,940.47	251,309.97	78,989.56
FACILITY MANAGEMENT	428,493.00	32,285.02	156,199.52	240,008.46
REBATE PROJECTS	500,000.00	6,091.00	54,899.00	439,010.00
ENERGY SERVICES	4,226,000.00	341,212.03	3,596,264.28	288,523.69
SUSTAINABILITY	537,390.00	20,020.84	383,539.50	133,829.66
2018 BOND	29,886,127.07	5,089,883.24	21,314,909.95	3,481,333.88
DEBT SERVICE	22,440,896.00	3,912,378.14	6,250.00	18,522,267.86
FEDERAL GRANTS	329,961.00	185,757.26	122,362.99	21,840.75
LOCAL GRANTS	0.00	14,000.00	8,000.00	-22,000.00
STUDENT ACTIVITIES	4,430,323.57	86,752.24	313,950.86	4,029,620.47

**Parkway School District
Program Budget - Programs Recap Report**

Fiscal Year 2023 Through Period 2 Run Date: 10-05-2022 @ 08:17:48

	Budget	Expended	Encumbrances	Unexpended
Grand Total for Funds 10-12	37,399,977.92	3,940,817.64	11,294,907.19	22,164,253.09
Grand Total for Fund 20	2,710,725.00	54,835.79	0.00	2,655,889.21
Grand Total for Fund 30	22,440,896.00	3,912,378.14	6,250.00	18,522,267.86
Grand Total for Funds 40-41	3,572,086.00	1,249,083.43	3,661,240.26	2,143,096.19
 Grand Total All	 96,009,811.99	 14,246,998.24	 36,277,307.40	 45,485,506.35

• **GLOSSARY**

ACCOUNTS PAYABLE - Unpaid amounts currently owed to vendors for goods and services provided.

ACCOUNTS RECEIVABLE - Revenues earned but not yet received by the District.

AMOUNT PROVIDED FOR BOND PRINCIPAL - Amount available to meet current and future bond payments.

AMOUNT TO BE PROVIDED FOR PRINCIPAL AND INTEREST - The amount of funds needed to repay remaining bonded indebtedness. This is a “memo type” entry and does not represent an actual accumulation of cash.

BONDS AND INTEREST PAYABLE - CURRENT - Amount of bond principal and interest payable in future years.

CONSTRUCTION IN PROGRESS - Amounts expended to date on construction projects not completed. When completed, this account is reduced by the total cost of the completed projects.

ENCUMBRANCES - Obligations in the form of purchase orders, contracts, salary commitments, etc. for which a budgeted appropriation has been made.

EQUITY IN GENERAL FIXED ASSETS - Represents the appropriation of funds over a number of years to acquire land, buildings / improvements, and equipment. It is an offset to the respective asset accounts.

FUND BALANCE - The excess of assets over liabilities, which represent the “net worth” of a fund.

FUNDS - The four basic funds and their purposes are:

Capital Projects (Building) - Only capital equipment and building additions / alterations can be charged to this fund. Primary sources of revenue are property / delinquent taxes, building leases, investment income and sale of bonds.

Debt Service - Bond principal, interest and fees associated with the issue and redemption of bonds are the only expenses chargeable to this fund. Primary sources of revenue are property / delinquent taxes and investment income.

General (Incidental) - Expenses not specifically chargeable to other funds are charged to this fund. Primary sources of revenue are property / delinquent taxes, sales tax, investment income, minimum guarantee, VST, textbook, transportation and food service.

Special Revenue (Teachers) - Only salaries for certificated personnel and the cost medical / dental / vision / life insurance can be charged to this fund. Primary sources of revenue are property / delinquent taxes, investment income, state utility tax, minimum guarantee and VST.

INVENTORIES - Value of consumables purchased for future use.

PREPAID EXPENSES - Services paid for in advance of use (e.g. insurance).

RESERVE - Portion of the fund balance which is segregated for a future use and, therefore, not available for future appropriation.

RESERVE FOR BUDGETED ENCUMBRANCE - Funds budgeted and encumbered but not yet spent.

RESTRICTED RESERVE - Balances in the General Fund or Capital Projects Fund restricted as to the use (e.g. future medical / dental benefits) or unspent bond issue funds.

UNREALIZED REVENUES - Revenues budgeted but not yet realized.

UNSPENT BUDGETED FUNDS - Funds budgeted but not expended or encumbered.



FOR MONTH OF: AUGUST – FY23

Attached is a list (alphabetical by vendor) of purchase orders and order for payments \$500 to \$15,000 and \$15,000 + which the administration has approved in accordance with Policy #DJE BP

Reports per DIC.BP

c: Patty Bedborough, Brian Whittle

ORDER FOR PAYMENT
\$500 - \$15,000
August FY23

VENDOR	VENDOR NAME	OBJECT	DOCUMENT	AMOUNT	WARRANT	CHECK #	INVOICE
704043	ACCO BRANDS	6337	487647	\$604.99	90822	8535	4722836476
710524	ARCH ENGRAVING	6411	486416	\$567.00	81822	8417	232245
700018	B & B AQUATICS	6411	487592	\$888.00	REG	519667	1867
923351	BSN SPORTS, LLC	6411	486453	\$510.00	REG	519406	917523754
626075	CARMODY CREATIVE	6319	487233	\$600.00	REG	519562	1799
615571	CHESTERFIELD CHAMBER	6319	487232	\$550.00	EARLY	519620	49167
626852	CONCOURSE TEAM EXPRE	6411	488419	\$525.00	REG	519872	INV668095
626852	CONCOURSE TEAM EXPRE	6411	486458	\$552.50	REG	519411	INV632695
626852	CONCOURSE TEAM EXPRE	6411	488421	\$552.50	REG	519872	INV661272
626852	CONCOURSE TEAM EXPRE	6411	487442	\$885.00	REG	519681	INV649715
626852	CONCOURSE TEAM EXPRE	6411	488418	\$972.00	REG	519872	INV666496
654099	CREST INDUSTRIES INC	6411	486574	\$516.29	81822	8425	2694734
954332	EXPRESS PRESS	6411	486162	\$785.12	REG	519576	48229
600150	FORD HOTEL & SUPPLY	6411	486489	\$769.93	REG	519418	1384927
626511	FRICK, KELLY	6411	486462	\$670.00	REG	519419	0009
601693	FULL COMPASS	6412	486445	\$675.87	82522	8469	INC02199453
626051	GATEWAY SCREEN	6411	486892	\$787.50	REG	519579	1784
626051	GATEWAY SCREEN	6411	486460	\$812.00	REG	519421	1780
815227	GOPHER SPORT	6411	488222	\$996.64	90822	8549	IN208501
300300	GRANITE TELECOMMUNIC	6361	487315	\$592.52	EARLY	519771	569590562
809493	HILLYARD COLUMBIA	6411	485394	\$749.52	81122	8382	604798148
811589	LAWN CARE EQUIPMENT	6411	485832	\$589.49	REG	519195	854002
813280	LEFT HAND PROMOTION	6411	487268	\$755.18	REG	519702	12616
105513	LOVE, ALLISON	6343	487654	\$606.26	REG	519895	072122 TRAVEL
813835	MCGRAW HILL LLC	6451	487786	\$725.17	REG	519710	123676188001
840007	NEW PIG CORPORATION	6411	487403	\$812.92	82522	8482	23726889-00
809084	OFFICE ESSENTIALS IN	6411	488467	\$686.40	REG	519906	WO-182578-1
809084	OFFICE ESSENTIALS IN	6411	487844	\$858.00	REG	519906	WO-177181-1
850085	PRAETORIAN GROUP INC	6371	487376	\$510.30	REG	519723	INVPR108786
808408	PROJECT LEAD THE WAY	6411	486093	\$957.00	81122	8396	352856
902248	RYDIN	6411	486463	\$758.30	81822	8447	393803
900568	SCHOLASTIC	6411	487371	\$840.51	90122	8529	M7269627 1
913646	ST. LOUIS CNTY PARK	6339	487195	\$940.00	EARLY	519653	STL CNTY PARKS LOA
915817	THERMAL MECHANICS,LL	6411	485848	\$540.00	REG	519221	83776
915898	YBK-STL LLC	6398	486310	\$510.00	EARLY	519550	SMR-22-18
TOTAL:				\$24,651.91			

PURCHASE ORDERS

\$500 - \$15,000

AUGUST FY23

PO#	Vendor Name	PO Date	Order Amount	Balance	Status	1st GL Account
54230017	AGILE SPORTS TECHNOLOGIES INC	08/04/2022	\$1,000.00	\$1,000.00	8 - Printed	11.1421.900.1080.639
54230019	AGILE SPORTS TECHNOLOGIES INC	08/04/2022	\$3,000.00	\$3,000.00	8 - Printed	11.1421.900.1080.639
63230071	AMAZON	08/12/2022	\$2,793.00	\$2,793.00	8 - Printed	10.2225.510.0070.641
54230021	ANTHEM SPORTS	08/04/2022	\$1,473.88	\$1,473.88	8 - Printed	41.1421.900.1080.654
63230077	APPLE INC.	08/18/2022	\$1,029.00	\$0.00	0 - Closed	41.1411.900.1050.654
63230084	APPLE INC.	08/24/2022	\$1,794.00	\$1,794.00	8 - Printed	11.1111.900.4020.641
62230063	APPLIED EDUCATIONAL SYSTEMS, INC.	08/04/2022	\$4,875.00	\$0.00	0 - Closed	10.1351.805.1080.641
60230006	ASBO-ASSOCIATION OF SCHOOL BUSINESS OFFICIALS INTE	08/17/2022	\$1,190.00	\$1,190.00	8 - Printed	10.2321.408.0070.631
12230005	ASTEL, ARTHUR & MARY	08/16/2022	\$1,530.44	\$0.00	0 - Closed	11.1411.900.4120.633
58230021	B & H PHOTO & ELECTRONICS CORP.	08/25/2022	\$2,000.00	\$2,000.00	8 - Printed	10.1151.110.1090.641
56230019	BARNARD STAMP CO	08/09/2022	\$500.00	\$500.00	8 - Printed	10.2411.111.1075.641
54230040	BARNES & NOBLE BOOKSELLERS	08/25/2022	\$700.00	\$700.00	8 - Printed	10.2222.122.1080.644
62230087	BEX, MARTINA	08/17/2022	\$1,343.00	\$1,343.00	8 - Printed	10.1131.384.3080.641
56230033	BIO COMPANY INC.	08/25/2022	\$635.24	\$635.24	8 - Printed	10.1151.106.1075.641
58230031	BLICK ART MATERIALS	09/01/2022	\$579.10	\$0.00	0 - Closed	10.1151.110.1090.641
58230024	BLICK ART MATERIALS	08/25/2022	\$708.37	\$29.54	8 - Printed	10.1151.110.1090.641
58230019	BLICK ART MATERIALS	08/18/2022	\$1,344.39	\$0.00	0 - Closed	10.1151.110.1090.641
54230032	BLICK ART MATERIALS	08/24/2022	\$8,000.00	\$8,000.00	8 - Printed	10.1151.110.1080.641
62230089	BLOOKET LLC	08/17/2022	\$550.00	\$0.00	0 - Closed	10.1131.384.3080.641
18230005	BLOOM SOFTWARE INC.	08/24/2022	\$4,000.00	\$0.00	0 - Closed	10.1111.108.4235.641
62230121	BODELIN INC	09/01/2022	\$1,190.00	\$1,190.00	8 - Printed	10.1151.351.1075.641
62230090	BOLCHAZY-CARDUCCI PUBLISHERS, INC	08/17/2022	\$2,610.65	\$2,610.65	8 - Printed	10.1151.351.1050.643
15230005	BRAINPOP	08/09/2022	\$3,339.25	\$0.00	0 - Closed	10.1111.108.4030.641
39230024	BROKENGATE ENTERPRISES LLC	08/25/2022	\$2,000.00	\$1,600.00	8 - Printed	10.2542.555.0085.639
85230160	BUCKEYE CLEANING CENTER INC.	08/25/2022	\$2,495.00	\$2,495.00	8 - Printed	40.2542.551.0085.654
40230010	BYRNE, JENNIFER KAY	08/04/2022	\$1,820.00	\$0.00	0 - Closed	10.2411.111.3020.641
65230008	CARE AND COUNSELING, INC.	08/25/2022	\$7,083.33	\$0.00	0 - Closed	10.2122.304.0075.631
65230009	CARE AND COUNSELING, INC.	08/30/2022	\$13,750.00	\$0.00	0 - Closed	10.2122.304.0075.631
65230010	CARE AND COUNSELING, INC.	08/30/2022	\$13,750.00	\$0.00	0 - Closed	10.2122.304.0075.631
65230007	CARE AND COUNSELING, INC.	08/10/2022	\$14,166.66	\$0.00	0 - Closed	10.2122.304.0075.631
64230004	CAREER MEDIA SOLUTIONS	08/22/2022	\$2,498.00	\$0.00	0 - Closed	10.2643.511.0070.631
54230026	CARROLLTON SPECIALTY PRODUCTS COMPANY	08/16/2022	\$1,015.00	\$0.00	0 - Closed	11.1411.900.1080.641
73230013	CARROLLTON SPECIALTY PRODUCTS COMPANY	09/01/2022	\$7,500.00	\$7,291.65	8 - Printed	11.1421.900.0075.641
46230007	CASUAL TEES	08/16/2022	\$1,690.00	\$0.00	0 - Closed	10.2411.111.3000.641
62230113	CENGAGE LEARNING, INC	08/25/2022	\$5,310.00	\$0.00	0 - Closed	10.1321.805.1050.641
85230147	CENTAR INDUSTRIES, INC	08/16/2022	\$7,000.00	\$7,000.00	8 - Printed	10.2542.552.0085.641
62230068	CENTRAL STATES BUS SALES INC	08/05/2022	\$1,625.00	\$1,625.00	8 - Printed	10.3711.805.0075.634
50230034	CHARACTERPLUS	08/18/2022	\$1,750.00	\$0.00	0 - Closed	10.2411.111.1050.639
76230003	CHARACTERPLUS	08/15/2022	\$11,500.00	\$0.00	0 - Closed	10.2321.402.0070.637
45230006	CHIPOTLE MEXICAN GRILL, INC.	08/16/2022	\$2,018.75	\$2,018.75	8 - Printed	10.2411.111.3040.641
56230012	CHRIS CAKES OF ST.LOUIS	08/04/2022	\$2,373.94	\$2,373.94	8 - Printed	10.2411.111.1075.641
85230151	CI FLOORING, LLC	08/16/2022	\$2,625.00	\$0.00	0 - Closed	10.2542.552.0085.641
85230141	CI FLOORING, LLC	08/04/2022	\$2,900.00	\$0.00	0 - Closed	10.2411.111.1050.641
85230148	CI FLOORING, LLC	08/16/2022	\$4,717.00	\$4,717.00	8 - Printed	40.2542.111.1080.652
85230163	CI FLOORING, LLC	08/31/2022	\$8,150.00	\$8,150.00	8 - Printed	40.2542.554.0085.652
73230009	CITY OF BALLWIN	08/25/2022	\$6,500.00	\$6,500.00	8 - Printed	10.1421.204.1080.631
96230000	CITY OF ST CHARLES	08/09/2022	\$4,857.36	\$4,857.36	8 - Printed	10.2321.404.0070.633
43230002	COACH CLIFF'S GAGA BALL PITS LLC	08/04/2022	\$6,004.01	\$6,004.01	8 - Printed	41.1411.900.3080.654

PO#	Vendor Name	PO Date	Order Amount	Balance	Status	1st GL Account
56230036	COLLEGE BOARD	08/25/2022	\$3,240.00	\$3,240.00	8 - Printed	11.1151.900.1075.631
97230028	COMMERCIAL VAN INTERIORS	08/02/2022	\$3,688.44	\$0.00	0 - Closed	10.2545.512.0080.641
23230012	COMMITTEE FOR CHILDREN	08/18/2022	\$1,129.00	\$0.00	0 - Closed	10.1111.107.4190.641
79230005	COMMUNITY PRODUCTS LLC	08/03/2022	\$4,131.00	\$0.00	0 - Closed	10.3512.208.7500.641
89230001	COMMUNITY PRODUCTS LLC	08/03/2022	\$4,524.00	\$0.00	0 - Closed	10.3512.208.7500.641
79230006	COMMUNITY PRODUCTS LLC	08/03/2022	\$5,123.00	\$0.00	0 - Closed	10.3512.208.7500.641
79230004	COMMUNITY PRODUCTS LLC	08/03/2022	\$5,364.00	\$780.00	8 - Printed	10.3512.208.7500.641
79230003	COMMUNITY PRODUCTS LLC	08/03/2022	\$5,579.00	\$780.00	8 - Printed	10.3512.208.7500.641
79230012	COMMUNITY PRODUCTS LLC	08/17/2022	\$5,593.00	\$390.00	8 - Printed	10.3512.208.7500.641
56230011	CONCOURSE TEAM EXPRESS LLC	08/04/2022	\$775.00	\$775.00	8 - Printed	10.1421.117.1075.641
56230013	CONCOURSE TEAM EXPRESS LLC	08/04/2022	\$840.00	\$840.00	8 - Printed	11.1411.900.1075.641
54230041	CONCOURSE TEAM EXPRESS LLC	08/25/2022	\$1,050.00	\$1,050.00	8 - Printed	10.1421.117.1080.641
50230033	CONCOURSE TEAM EXPRESS LLC	08/04/2022	\$1,102.50	\$745.50	8 - Printed	11.1421.900.1050.641
54230030	CONCOURSE TEAM EXPRESS LLC	08/18/2022	\$1,152.00	\$0.00	0 - Closed	11.1421.900.1080.641
54230027	CONCOURSE TEAM EXPRESS LLC	08/16/2022	\$1,312.00	\$0.00	0 - Closed	11.1421.900.1080.641
54230038	CONCOURSE TEAM EXPRESS LLC	08/25/2022	\$1,440.00	\$1,440.00	8 - Printed	10.1421.117.1080.641
56230030	CONCOURSE TEAM EXPRESS LLC	08/25/2022	\$1,500.00	\$1,500.00	8 - Printed	11.1411.900.1075.641
54230025	CONCOURSE TEAM EXPRESS LLC	08/16/2022	\$1,852.50	\$1,852.50	8 - Printed	11.1421.900.1080.641
56230025	CONCOURSE TEAM EXPRESS LLC	08/16/2022	\$1,858.00	\$1,858.00	8 - Printed	11.1421.900.1075.641
54230033	CONCOURSE TEAM EXPRESS LLC	08/24/2022	\$1,870.00	\$1,870.00	8 - Printed	10.1421.117.1080.641
58230022	CONCOURSE TEAM EXPRESS LLC	08/25/2022	\$1,885.60	\$1,885.60	8 - Printed	11.1421.900.1090.641
58230030	CONCOURSE TEAM EXPRESS LLC	09/01/2022	\$1,938.00	\$0.00	0 - Closed	10.1421.117.1090.641
54230048	CONCOURSE TEAM EXPRESS LLC	09/01/2022	\$2,067.50	\$2,067.50	8 - Printed	10.1421.117.1080.641
56230016	CONCOURSE TEAM EXPRESS LLC	08/09/2022	\$2,775.00	\$2,775.00	8 - Printed	10.1421.117.1075.641
56230017	CONCOURSE TEAM EXPRESS LLC	08/09/2022	\$2,776.00	\$2,776.00	8 - Printed	11.1421.900.1075.641
54230011	CONCOURSE TEAM EXPRESS LLC	08/04/2022	\$2,970.00	\$0.00	0 - Closed	10.1421.117.1080.641
82230003	CONCOURSE TEAM EXPRESS LLC	08/04/2022	\$3,013.20	\$3,013.20	8 - Printed	10.1421.117.1080.641
54230043	CONCOURSE TEAM EXPRESS LLC	08/25/2022	\$3,588.00	\$0.00	0 - Closed	10.1421.117.1080.641
82230004	CONCOURSE TEAM EXPRESS LLC	08/04/2022	\$3,588.00	\$0.00	0 - Closed	10.1421.117.1080.641
56230022	CONCOURSE TEAM EXPRESS LLC	08/10/2022	\$10,000.00	\$10,000.00	8 - Printed	10.1421.117.1075.641
85230159	CONSOLIDATED ELECTRICAL DISTRIBUTORS, INC	08/25/2022	\$2,573.55	\$2,573.55	8 - Printed	40.2542.552.0085.654
85230149	CONSOLIDATED ELECTRICAL DISTRIBUTORS, INC	08/16/2022	\$3,191.04	\$0.00	0 - Closed	10.2542.552.0085.641
50230037	CORPORATE SEASONINGS	08/25/2022	\$1,555.50	\$0.00	0 - Closed	11.1411.900.1050.641
83230023	COUGHLAN COMPANIES LLC	08/18/2022	\$4,000.00	\$0.00	0 - Closed	10.2222.355.0075.641
62230097	CREATIVE LANGUAGE CLASS, LLC	08/18/2022	\$1,700.00	\$0.00	0 - Closed	10.2213.352.0075.631
68230000	CREATIVE LANGUAGE CLASS, LLC	08/03/2022	\$4,200.00	\$0.00	0 - Closed	10.1151.351.1050.641
73230007	CRESCENT FARMS GOLF CLUB	08/24/2022	\$7,000.00	\$4,000.00	8 - Printed	10.1421.204.1090.631
58230025	CRESCENT FARMS GOLF CLUB	08/31/2022	\$10,345.28	\$0.00	0 - Closed	11.1411.900.1090.639
74230005	CREVCO PIZZA LLC	08/03/2022	\$1,200.00	\$1,200.00	8 - Printed	10.2211.352.0075.641
73230010	CRYSTAL SPRINGS QUARRY GOLF CL	08/25/2022	\$4,000.00	\$4,000.00	8 - Printed	10.1421.204.1075.631
89230002	DATAKEEPER TECHNOLOGIES, L.L.C	09/01/2022	\$1,325.00	\$0.00	0 - Closed	10.3511.207.7500.641
10230026	DECKER EQUIPMENT INC	08/04/2022	\$505.21	\$505.21	8 - Printed	10.2411.111.4200.641
63230085	DELL MARKETING EDUCATIONAL SALES	08/24/2022	\$2,145.00	\$2,145.00	8 - Printed	10.2411.111.4010.641
63230078	DELL MARKETING EDUCATIONAL SALES	08/18/2022	\$3,397.36	\$0.00	0 - Closed	40.2411.111.3020.654
50230030	DEMCO INC	08/04/2022	\$2,192.66	\$2,192.66	8 - Printed	10.2222.122.1050.641
85230164	DH PACE COMPANY	09/01/2022	\$2,301.00	\$2,301.00	8 - Printed	40.2411.111.4245.654
79230017	DIMENSIONS EDUCATIONAL RESEARCH FOUNDATION	09/01/2022	\$3,352.00	\$3,352.00	8 - Printed	11.1411.900.7500.641
56230015	DRI-STICK DECAL CORPORATION	08/04/2022	\$550.40	\$550.40	8 - Printed	11.1411.900.1075.641
79230013	EARLY CHILDHOOD, LLC	08/25/2022	\$1,062.36	\$0.00	0 - Closed	10.3512.207.7500.641
62230086	EDYNAMIC HOLDING LP	08/17/2022	\$1,100.00	\$0.00	0 - Closed	10.1195.351.1080.631
62230085	EDYNAMIC HOLDING LP	08/17/2022	\$6,750.00	\$0.00	0 - Closed	10.1131.351.3000.631
94230002	ELLIOTT DATA SYSTEMS MIDWEST,	08/11/2022	\$3,000.00	\$1,331.00	8 - Printed	10.2546.410.0085.641
76230004	EMERALD DATA SOLUTIONS DILIGENT CORPORATION	08/17/2022	\$9,000.00	\$0.00	0 - Closed	10.2311.400.0070.631

PO#	Vendor Name	PO Date	Order Amount	Balance	Status	1st GL Account
85230168	ENERGY PETROLEUM COMPANY	09/01/2022	\$5,999.63	\$0.00	0 - Closed	10.2541.556.0085.648
85230155	ENERGY PETROLEUM COMPANY	08/23/2022	\$9,353.29	\$0.00	0 - Closed	10.2541.556.0085.648
6230019	ESPAK, INC	08/04/2022	\$2,400.00	\$0.00	0 - Closed	10.1111.111.4220.641
62230106	EXL INC.	08/25/2022	\$1,007.76	\$1,007.76	8 - Printed	10.1321.805.1050.641
46230004	FARMER BROTHERS	08/09/2022	\$1,500.00	\$1,130.01	8 - Printed	11.2411.900.3000.641
46230003	FEHLIG BROTHERS BOX & LUMBER	08/04/2022	\$3,000.00	\$3,000.00	8 - Printed	10.1361.116.3000.641
62230077	FERGUSON US HOLDING, INC.	08/10/2022	\$7,704.65	\$7,704.65	8 - Printed	40.3711.805.0075.654
48230043	FGM ARCHITECTS INC.	08/09/2022	\$3,959.93	\$2,759.93	8 - Printed	48.4031.618.0085.652
48230114	FGM ARCHITECTS INC.	09/01/2022	\$4,500.00	\$1,875.00	8 - Printed	48.4031.618.4180.652
48230113	FGM ARCHITECTS INC.	09/01/2022	\$5,550.00	\$5,550.00	8 - Printed	48.4031.618.0085.652
48230111	FGM ARCHITECTS INC.	09/01/2022	\$7,500.00	\$7,500.00	8 - Printed	48.4031.618.0080.652
48230067	FGM ARCHITECTS INC.	08/10/2022	\$9,581.71	\$9,581.71	8 - Printed	48.4031.618.4200.652
17230003	FIREPLACE INC.	08/18/2022	\$3,237.30	\$0.00	0 - Closed	10.2411.111.4110.641
62230095	FISHER SCIENTIFIC COMPANY, LLC	08/18/2022	\$10,385.98	\$10,385.98	8 - Printed	10.1131.351.3000.641
71230002	FLAG LOFT	08/03/2022	\$2,081.50	\$0.00	0 - Closed	10.2322.409.0070.641
97230031	FLEETSOFT LLC	08/25/2022	\$6,512.00	\$0.00	0 - Closed	10.2552.512.0080.641
54230036	FLINN SCIENTIFIC INC	08/25/2022	\$1,665.24	\$1,665.24	8 - Printed	10.1151.106.1080.641
62230102	FOLLETT SCHOOL SOLUTIONS, INC	08/25/2022	\$526.80	\$526.80	8 - Printed	10.1151.351.1075.643
83230024	FOLLETT SCHOOL SOLUTIONS, INC	08/25/2022	\$555.91	\$555.91	8 - Printed	10.2222.355.4010.644
83230032	FOLLETT SCHOOL SOLUTIONS, INC	09/01/2022	\$970.13	\$970.13	8 - Printed	10.2222.355.3080.644
62230107	FOLLETT SCHOOL SOLUTIONS, INC	08/25/2022	\$1,000.00	\$1,000.00	8 - Printed	10.1151.351.0059.643
83230028	FOLLETT SCHOOL SOLUTIONS, INC	09/01/2022	\$1,007.11	\$1,007.11	8 - Printed	10.2222.355.4200.644
83230031	FOLLETT SCHOOL SOLUTIONS, INC	09/01/2022	\$1,202.32	\$1,202.32	8 - Printed	10.2222.355.4035.644
50230031	FOLLETT SCHOOL SOLUTIONS, INC	08/04/2022	\$2,029.35	\$2,029.35	8 - Printed	10.1151.102.1050.641
83230020	FOLLETT SCHOOL SOLUTIONS, INC	08/03/2022	\$3,099.44	\$3,099.44	8 - Printed	10.2222.355.4060.644
83230021	FOLLETT SCHOOL SOLUTIONS, INC	08/09/2022	\$3,306.25	\$3,306.25	8 - Printed	10.2222.355.4030.644
83230026	FOLLETT SCHOOL SOLUTIONS, INC	08/25/2022	\$4,591.79	\$4,591.79	8 - Printed	10.2222.355.3040.644
62230108	FOLLETT SCHOOL SOLUTIONS, INC	08/25/2022	\$5,000.00	\$5,000.00	8 - Printed	10.1151.351.1050.643
62230109	FOLLETT SCHOOL SOLUTIONS, INC	08/25/2022	\$5,000.00	\$5,000.00	8 - Printed	10.1151.351.1075.643
62230110	FOLLETT SCHOOL SOLUTIONS, INC	08/25/2022	\$5,000.00	\$5,000.00	8 - Printed	10.1151.351.1090.643
62230111	FOLLETT SCHOOL SOLUTIONS, INC	08/25/2022	\$5,000.00	\$5,000.00	8 - Printed	10.1151.351.1080.643
83230030	FOLLETT SCHOOL SOLUTIONS, INC	09/01/2022	\$5,075.02	\$5,075.02	8 - Printed	10.2222.355.4190.644
81230021	FORD HOTEL & SUPPLY COMPANY	08/16/2022	\$1,176.45	\$1,176.45	8 - Printed	10.2561.504.0085.641
20230016	FRANKLIN COVEY CLIENT SALES, INC	09/01/2022	\$3,212.04	\$3,212.04	8 - Printed	10.1111.111.4245.641
15230004	FRANKLIN COVEY CLIENT SALES, INC	08/09/2022	\$6,000.00	\$0.00	0 - Closed	10.2411.111.4030.637
43230004	FRANKLIN COVEY CLIENT SALES, INC	08/16/2022	\$8,250.00	\$0.00	0 - Closed	10.2411.111.3080.631
12230006	FRANKLIN COVEY CLIENT SALES, INC	08/24/2022	\$8,250.00	\$0.00	0 - Closed	10.2213.111.4120.637
54230044	FREESTYLE SALES COMPANY	09/01/2022	\$3,499.99	\$3,499.99	8 - Printed	11.1411.900.1080.641
62230126	GATEWAY EDUCATION HOLDINGS LLC	09/01/2022	\$625.00	\$625.00	8 - Printed	10.1151.351.1090.641
62230125	GATEWAY EDUCATION HOLDINGS LLC	09/01/2022	\$2,500.00	\$2,500.00	8 - Printed	10.1151.351.1050.641
62230105	GATEWAY EDUCATION HOLDINGS LLC	08/25/2022	\$4,923.83	\$4,923.83	8 - Printed	10.1151.351.1075.643
62230120	GATEWAY EDUCATION HOLDINGS LLC	09/01/2022	\$6,000.00	\$6,000.00	8 - Printed	10.1151.351.1050.641
62230053	GATEWAY EDUCATION HOLDINGS LLC	08/02/2022	\$13,057.20	\$13,057.20	8 - Printed	10.1151.351.1050.643
48230061	GEOTECHNOLOGY, INC	08/09/2022	\$1,519.00	\$1,519.00	8 - Printed	48.4051.618.4220.652
48230085	GEOTECHNOLOGY, INC	08/11/2022	\$1,760.75	\$608.75	8 - Printed	48.4031.618.0059.652
48230062	GEOTECHNOLOGY, INC	08/09/2022	\$2,600.00	\$2,600.00	8 - Printed	48.4031.618.1075.652
48230060	GEOTECHNOLOGY, INC	08/09/2022	\$4,118.73	\$2,367.73	8 - Printed	48.4031.618.3040.652
48230059	GEOTECHNOLOGY, INC	08/09/2022	\$5,000.00	\$3,195.25	8 - Printed	48.4051.618.1075.652
48230063	GEOTECHNOLOGY, INC	08/09/2022	\$6,760.49	\$6,760.49	8 - Printed	48.4031.618.0059.652
48230064	GEOTECHNOLOGY, INC	08/10/2022	\$8,730.75	\$7,029.87	8 - Printed	48.4031.618.1050.652
48230101	GEOTECHNOLOGY, INC	08/24/2022	\$9,000.00	\$8,020.00	8 - Printed	48.4031.618.1080.652
48230102	GEOTECHNOLOGY, INC	08/24/2022	\$9,000.00	\$8,380.00	8 - Printed	48.4031.618.4120.652
48230090	GEOTECHNOLOGY, INC	08/15/2022	\$9,000.00	\$7,528.00	8 - Printed	48.4031.618.4100.652
62230057	GOODHEART-WILLCOX CO	08/03/2022	\$613.39	\$0.00	0 - Closed	10.1331.805.0059.641

PO#	Vendor Name	PO Date	Order Amount	Balance	Status	1st GL Account
63230066	GRAYBAR ELEC CO	08/04/2022	\$919.78	\$0.00	0 - Closed	10.2331.510.0070.641
61230015	HAPPY VALLEY INTERMEDIATE HOLD CO INC.	08/25/2022	\$768.00	\$768.00	8 - Printed	10.2542.561.0085.641
58230020	HICO	08/18/2022	\$700.00	\$515.00	8 - Printed	11.1411.900.1090.641
85230143	HILLYARD, INC	08/09/2022	\$3,203.00	\$0.00	0 - Closed	40.2542.551.0085.654
56230014	HOWIES HOCKEY, INC	08/04/2022	\$541.56	\$0.00	0 - Closed	10.1421.117.1075.641
62230096	ILLUMINATE EDUCATION, INC.	08/18/2022	\$1,200.00	\$0.00	0 - Closed	10.2123.357.0075.641
62230117	INDIGO EDUCATION COMPANY	09/01/2022	\$3,240.00	\$0.00	0 - Closed	10.1321.386.0075.641
50230041	INTEGRITY FITNESS SERVICES LLC	09/01/2022	\$2,285.55	\$2,285.55	8 - Printed	10.1151.105.1050.633
62230115	IXL LEARNING	08/25/2022	\$2,188.00	\$0.00	0 - Closed	10.3711.805.9001.641
85230136	JOHN FABICK TRACTOR CO	08/01/2022	\$8,454.50	\$8,454.50	8 - Printed	10.2543.553.0085.633
56230034	JOSTENS INC	08/25/2022	\$1,110.50	\$1,110.50	8 - Printed	10.1421.117.1075.641
58230018	JOSTENS INC	08/18/2022	\$1,606.50	\$0.00	0 - Closed	10.1421.117.1090.641
54230037	KAP7 INTERNATIONAL, INC.	08/25/2022	\$1,575.00	\$1,575.00	8 - Printed	11.1421.900.1080.641
54230039	KRUEGER POTTERY	08/25/2022	\$3,500.00	\$3,500.00	8 - Printed	10.1151.110.1080.641
62230066	KRUEGER POTTERY	08/05/2022	\$3,900.00	\$3,900.00	8 - Printed	10.1111.380.0075.633
85230154	KUESEL EXCAVATING CO	08/22/2022	\$3,590.00	\$3,590.00	8 - Printed	10.2543.553.0085.633
58230026	KUTA SOFTWARE LLC	09/01/2022	\$1,022.00	\$0.00	0 - Closed	10.1151.103.1090.641
85230169	LANGENDORF SUPPLY CO	09/01/2022	\$1,790.00	\$1,790.00	8 - Printed	10.2542.552.0085.641
54230051	MADDUX, ALISON	09/01/2022	\$5,484.24	\$0.00	0 - Closed	11.1421.900.1080.639
32230005	MARELLY LEASING LLC	08/25/2022	\$4,522.00	\$4,522.00	8 - Printed	10.2134.303.0075.641
62230123	MCGRAW-HILL EDUCATION, INC.	09/01/2022	\$1,930.50	\$1,930.50	8 - Printed	10.1151.351.1090.641
62230122	MCGRAW-HILL EDUCATION, INC.	09/01/2022	\$3,110.25	\$3,110.25	8 - Printed	10.1151.351.1075.641
62230124	MCGRAW-HILL EDUCATION, INC.	09/01/2022	\$5,362.50	\$5,362.50	8 - Printed	10.1151.351.1080.641
62230055	MCGRAW-HILL EDUCATION, INC.	08/03/2022	\$9,300.00	\$0.00	0 - Closed	10.1131.351.0075.641
54230016	MERCY SPECIALIZED BILLING SERVICES	08/04/2022	\$1,000.00	\$1,000.00	8 - Printed	11.1411.900.1080.641
50230026	MERCY SPECIALIZED BILLING SERVICES	08/04/2022	\$2,041.26	\$2,041.26	8 - Printed	10.1421.117.1050.641
56230018	METRO ENTERTAINMENT GROUP LLC	08/09/2022	\$1,600.00	\$0.00	0 - Closed	11.1411.900.1075.639
48230069	MIDWEST ASBESTOS ABATEMENT	08/10/2022	\$10,215.00	\$0.00	0 - Closed	48.4051.618.0070.652
39230023	MIDWEST SERVICE GROUP	08/24/2022	\$9,744.44	\$9,744.44	8 - Printed	41.2542.900.1090.652
85230150	MIRACLE RECREATION EQUIPMENT	08/16/2022	\$5,665.10	\$0.00	0 - Closed	10.2543.553.0085.641
45230004	MPGTANDEM	08/04/2022	\$1,846.00	\$1,846.00	8 - Printed	11.2411.900.3040.641
45230005	MPGTANDEM	08/04/2022	\$1,882.25	\$1,882.25	8 - Printed	11.1411.900.3040.641
62230074	M-S MUSIC INC	08/09/2022	\$3,173.00	\$3,173.00	8 - Printed	10.1131.380.3060.643
62230075	M-S MUSIC INC	08/09/2022	\$3,224.00	\$2,241.23	8 - Printed	10.1131.380.3000.643
62230072	M-S MUSIC INC	08/09/2022	\$3,836.00	\$3,836.00	8 - Printed	10.1131.380.3020.643
62230073	M-S MUSIC INC	08/09/2022	\$3,902.00	\$3,848.01	8 - Printed	10.1131.380.3040.643
62230076	M-S MUSIC INC	08/09/2022	\$4,142.00	\$4,142.00	8 - Printed	10.1131.380.3080.643
62230079	M-S MUSIC INC	08/10/2022	\$8,648.00	\$8,319.50	8 - Printed	10.1151.380.1075.643
62230080	M-S MUSIC INC	08/10/2022	\$8,656.00	\$8,555.02	8 - Printed	10.1151.380.1090.643
62230081	M-S MUSIC INC	08/10/2022	\$9,080.00	\$8,706.50	8 - Printed	10.1151.380.1080.643
62230078	M-S MUSIC INC	08/10/2022	\$9,120.00	\$8,795.70	8 - Printed	10.1151.380.1050.643
76230006	MSBA-MISSOURI SCHOOL BOARDS ASSOCIATION	09/01/2022	\$1,695.00	\$0.00	0 - Closed	10.2311.400.0070.631
58230029	MTI ENTERPRISES INC.	09/01/2022	\$2,710.00	\$2,710.00	8 - Printed	11.1411.900.1090.639
10230025	MUSIC IN MOTION	08/04/2022	\$759.51	\$759.51	8 - Printed	10.1111.104.4200.641
62230119	MUSIC SALES CORPORATION	09/01/2022	\$1,365.00	\$0.00	0 - Closed	10.1151.351.1050.641
62230083	NASCO	08/17/2022	\$6,459.98	\$6,459.98	8 - Printed	40.1331.805.1090.654
21230003	NASCO	08/18/2022	\$6,776.36	\$6,776.36	8 - Printed	10.1111.110.4035.641
74230009	NATL BOARD/PROF TEACH STANDARD	09/01/2022	\$950.00	\$950.00	8 - Printed	10.2213.352.4180.631
74230006	NATL BOARD/PROF TEACH STANDARD	08/03/2022	\$950.00	\$950.00	8 - Printed	10.2213.352.1075.631
68230001	NEURODIVERSITY ALLIANCE	09/01/2022	\$1,500.00	\$1,500.00	8 - Printed	10.2213.352.0075.631
50230024	NORRENBURNS LUMBER & HARDWARE	08/04/2022	\$800.00	\$800.00	8 - Printed	10.1361.116.1050.641

PO#	Vendor Name	PO Date	Order Amount	Balance	Status	1st GL Account
50230039	NORRENBURNS LUMBER & HARDWARE	09/01/2022	\$3,499.99	\$3,499.99	8 - Printed	11.1411.900.1050.641
45230007	NOTTELMANN MUSIC CO	09/01/2022	\$1,086.95	\$0.00	0 - Closed	11.1411.900.3040.633
56230031	NOTTELMANN MUSIC CO	08/25/2022	\$2,000.00	\$0.00	0 - Closed	10.1151.104.1075.633
56230032	NOTTELMANN MUSIC CO	08/25/2022	\$2,000.00	\$2,000.00	8 - Printed	10.1151.104.1075.633
54230020	NOTTELMANN MUSIC CO	08/04/2022	\$3,000.00	\$3,000.00	8 - Printed	10.1151.104.1080.633
8230017	OFFICE ESSENTIALS INCORPORATED	08/18/2022	\$500.00	\$0.00	0 - Closed	10.2411.111.4100.641
73230003	OFFICE ESSENTIALS INCORPORATED	08/09/2022	\$500.00	\$500.00	8 - Printed	10.1421.204.0075.641
54230046	OFFICE ESSENTIALS INCORPORATED	09/01/2022	\$587.34	\$587.34	8 - Printed	10.2411.111.1080.641
23230010	OFFICE ESSENTIALS INCORPORATED	08/04/2022	\$697.53	\$0.00	0 - Closed	10.1111.111.4190.641
62230061	OFFICE ESSENTIALS INCORPORATED	08/03/2022	\$700.00	\$700.00	8 - Printed	10.3911.388.0075.641
79230010	OFFICE ESSENTIALS INCORPORATED	08/11/2022	\$830.37	\$0.00	0 - Closed	10.3512.207.7500.641
54230014	OFFICE ESSENTIALS INCORPORATED	08/04/2022	\$861.11	\$861.11	8 - Printed	10.1151.114.1080.641
6230020	OFFICE ESSENTIALS INCORPORATED	08/04/2022	\$1,000.00	\$0.00	0 - Closed	10.2411.111.4220.641
6230025	OFFICE ESSENTIALS INCORPORATED	09/01/2022	\$1,000.00	\$1,000.00	8 - Printed	10.2411.111.4220.641
50230036	OFFICE ESSENTIALS INCORPORATED	08/18/2022	\$1,035.29	\$280.15	8 - Printed	10.2411.111.1050.641
1230016	OFFICE ESSENTIALS INCORPORATED	08/04/2022	\$1,500.00	\$1,110.77	8 - Printed	10.2411.111.4020.641
15230002	OFFICE ESSENTIALS INCORPORATED	08/04/2022	\$1,711.75	\$0.00	0 - Closed	10.1111.111.4030.641
71230003	OFFICE ESSENTIALS INCORPORATED	08/03/2022	\$1,800.00	\$1,553.74	8 - Printed	10.2322.409.0070.641
15230001	OFFICE ESSENTIALS INCORPORATED	08/04/2022	\$2,000.00	\$1,420.66	8 - Printed	10.1111.111.4030.641
8230018	OFFICE ESSENTIALS INCORPORATED	08/25/2022	\$2,000.00	\$0.00	0 - Closed	10.2411.111.4100.641
56230039	OFFICE ESSENTIALS INCORPORATED	09/01/2022	\$2,139.15	\$2,139.15	8 - Printed	10.2411.111.1075.641
67230001	OFFICE ESSENTIALS INCORPORATED	08/03/2022	\$2,180.89	\$2,180.89	8 - Printed	10.1195.396.0041.641
67230000	OFFICE ESSENTIALS INCORPORATED	08/03/2022	\$2,500.00	\$2,343.82	8 - Printed	10.1195.396.0044.641
62230060	OFFICE ESSENTIALS INCORPORATED	08/03/2022	\$2,500.00	\$2,478.17	8 - Printed	10.1321.386.0075.641
58230028	OFFICE ESSENTIALS INCORPORATED	09/01/2022	\$2,579.53	\$2,579.53	8 - Printed	10.1151.103.1090.641
18230004	OFFICE ESSENTIALS INCORPORATED	08/04/2022	\$2,800.00	\$2,499.70	8 - Printed	10.2411.111.4235.641
50230025	OFFICE ESSENTIALS INCORPORATED	08/04/2022	\$3,000.00	\$977.96	8 - Printed	10.1151.111.1050.641
9230002	OFFICE ESSENTIALS INCORPORATED	08/25/2022	\$3,000.00	\$3,000.00	8 - Printed	10.2411.111.4060.641
43230003	OFFICE ESSENTIALS INCORPORATED	08/04/2022	\$3,000.00	\$3,000.00	8 - Printed	10.1131.111.3080.641
41230004	OFFICE ESSENTIALS INCORPORATED	08/04/2022	\$3,000.00	\$3,000.00	8 - Printed	10.2411.111.3060.641
54230018	OFFICE ESSENTIALS INCORPORATED	08/04/2022	\$3,000.00	\$1,695.70	8 - Printed	10.2411.111.1080.641
56230037	OFFICE ESSENTIALS INCORPORATED	08/25/2022	\$3,317.29	\$3,317.29	8 - Printed	10.2222.122.1075.641
82230005	OFFICE ESSENTIALS INCORPORATED	08/11/2022	\$4,000.00	\$1,750.57	8 - Printed	10.2521.507.1075.641
6230022	OFFICE ESSENTIALS INCORPORATED	08/24/2022	\$4,200.00	\$4,200.00	8 - Printed	10.1111.111.4220.641
9230001	OFFICE ESSENTIALS INCORPORATED	08/04/2022	\$4,360.86	\$4,360.86	8 - Printed	10.1111.111.4060.641
46230001	OFFICE ESSENTIALS INCORPORATED	08/04/2022	\$4,500.00	\$3,526.22	8 - Printed	10.2411.111.3000.641
54230013	OFFICE ESSENTIALS INCORPORATED	08/04/2022	\$4,801.15	\$4,801.15	8 - Printed	10.1151.102.1080.641
19230008	OFFICE ESSENTIALS INCORPORATED	08/16/2022	\$5,000.00	\$4,641.85	8 - Printed	10.2411.111.4260.641
5230005	OFFICE ESSENTIALS INCORPORATED	08/04/2022	\$5,000.00	\$0.00	0 - Closed	10.2411.111.4160.641
82230009	OFFICE ESSENTIALS INCORPORATED	08/25/2022	\$5,000.00	\$1,629.06	8 - Printed	10.2521.507.1050.641
82230010	OFFICE ESSENTIALS INCORPORATED	08/25/2022	\$5,000.00	\$0.00	8 - Printed	10.2521.507.1090.641
81230020	OFFICE ESSENTIALS INCORPORATED	08/02/2022	\$5,000.00	\$5,000.00	8 - Printed	10.2561.504.0085.641
56230026	OFFICE ESSENTIALS INCORPORATED	08/16/2022	\$5,000.00	\$3,927.50	8 - Printed	10.2411.111.1075.641
48230058	OFFICE ESSENTIALS INCORPORATED	08/09/2022	\$5,451.51	\$5,451.51	8 - Printed	48.4051.618.7500.652
2230009	OFFICE ESSENTIALS INCORPORATED	08/04/2022	\$6,000.00	\$0.00	0 - Closed	10.2411.111.4040.641
82230010 (C	OFFICE ESSENTIALS INCORPORATED	09/07/2022	\$6,500.00	\$1,500.00	8 - Printed	10.2521.507.1090.641
54230034	OFFICE ESSENTIALS INCORPORATED	08/24/2022	\$8,000.00	\$8,000.00	8 - Printed	10.1151.111.1080.641
79230001	OFFICE ESSENTIALS INCORPORATED	08/02/2022	\$9,401.71	\$0.00	0 - Closed	10.3512.208.7500.641
43230001	OFFICE ESSENTIALS INCORPORATED	08/04/2022	\$10,000.00	\$2,043.99	8 - Printed	10.1131.111.3080.641
12230004	OFFICE ESSENTIALS INCORPORATED	08/16/2022	\$10,603.67	\$10,603.67	8 - Printed	11.3911.900.4120.641
73230005	ONE PUTT GOLF GROUP, LLC	08/24/2022	\$12,000.00	\$12,000.00	8 - Printed	10.1421.204.1050.631
62230100	PANORAMA EDUCATION INC	08/25/2022	\$12,750.00	\$12,750.00	8 - Printed	10.2123.357.0075.641
79230016	PARENTS AS TEACHERS NATL	08/25/2022	\$700.00	\$700.00	8 - Printed	10.3511.207.7500.631
79230007	PARENTS AS TEACHERS NATL	08/04/2022	\$1,125.00	\$1,125.00	8 - Printed	10.3511.207.7500.631
79230008	PARENTS AS TEACHERS NATL	08/04/2022	\$1,125.00	\$1,125.00	8 - Printed	10.3511.207.7500.631
79230015	PARENTS AS TEACHERS NATL	08/25/2022	\$2,100.00	\$2,100.00	8 - Printed	10.3511.207.7500.631
62230118	PEDANOW-PCARD ONLY	09/01/2022	\$5,000.00	\$5,000.00	8 - Printed	10.2213.805.0075.631

PO#	Vendor Name	PO Date	Order Amount	Balance	Status	1st GL Account
60230007	PEPSI-COLA METROPOLITAN BOTTLING COMPANY, INC.	08/22/2022	\$3,408.00	\$3,408.00	8 - Printed	11.1411.900.0070.641
85230153	PLAYPOWER LT FARMINGTON INC	08/22/2022	\$4,207.88	\$0.00	0 - Closed	10.2543.553.0085.641
58230023	PLAYSCRIPTS INC	08/25/2022	\$1,390.00	\$1,390.00	8 - Printed	11.1411.900.1090.639
54230045	PREMIER RENTALS	09/01/2022	\$1,652.50	\$1,652.50	8 - Printed	11.1411.900.1080.633
63230087	PRIMARY SYSTEMS	09/01/2022	\$3,258.97	\$3,258.97	8 - Printed	40.2331.510.0070.654
63230080	PRIMARY SYSTEMS	08/19/2022	\$10,000.00	\$10,000.00	8 - Printed	10.2331.510.0070.633
15230003	PRINTER'S INK, LLC	08/04/2022	\$894.00	\$0.00	0 - Closed	10.2411.111.4030.641
54230024	PRINTER'S INK, LLC	08/16/2022	\$1,134.24	\$1,134.24	8 - Printed	11.1411.900.1080.641
62230093	PRINTER'S INK, LLC	08/17/2022	\$4,001.84	\$0.00	0 - Closed	11.1151.900.0075.641
39230021	PROFESSIONAL SERVICE INDUSTRIES	08/16/2022	\$548.19	\$548.19	8 - Printed	10.2542.555.0085.639
48230045	PROFESSIONAL SERVICE INDUSTRIES	08/09/2022	\$723.84	\$723.84	8 - Printed	40.4031.554.4180.652
85230166	PROFESSIONAL SERVICE INDUSTRIES	09/01/2022	\$896.00	\$896.00	8 - Printed	40.4051.554.4180.652
48230055	PROFESSIONAL SERVICE INDUSTRIES	08/09/2022	\$1,021.69	\$1,021.69	8 - Printed	48.4051.618.3060.652
48230051	PROFESSIONAL SERVICE INDUSTRIES	08/09/2022	\$1,128.88	\$1,128.88	8 - Printed	48.4051.618.0085.652
85230142	PROFESSIONAL SERVICE INDUSTRIES	08/09/2022	\$1,196.89	\$1,196.89	8 - Printed	40.2542.554.0085.652
39230022	PROFESSIONAL SERVICE INDUSTRIES	08/16/2022	\$1,284.04	\$1,284.04	8 - Printed	10.2542.555.0085.633
48230105	PROFESSIONAL SERVICE INDUSTRIES	08/24/2022	\$1,433.00	\$1,433.00	8 - Printed	48.4031.618.1075.652
48230054	PROFESSIONAL SERVICE INDUSTRIES	08/09/2022	\$1,438.15	\$1,438.15	8 - Printed	48.4031.618.0080.652
48230048	PROFESSIONAL SERVICE INDUSTRIES	08/09/2022	\$1,846.13	\$1,846.13	8 - Printed	48.4031.618.0059.652
48230050	PROFESSIONAL SERVICE INDUSTRIES	08/09/2022	\$2,061.09	\$2,061.09	8 - Printed	48.4031.618.3060.652
48230112	PROFESSIONAL SERVICE INDUSTRIES	09/01/2022	\$2,566.00	\$2,566.00	8 - Printed	48.4031.618.3040.652
48230056	PROFESSIONAL SERVICE INDUSTRIES	08/09/2022	\$2,598.00	\$2,598.00	8 - Printed	48.4031.618.4100.652
48230049	PROFESSIONAL SERVICE INDUSTRIES	08/09/2022	\$2,598.00	\$2,598.00	8 - Printed	48.4031.618.4100.652
85230158	PROFESSIONAL SERVICE INDUSTRIES	08/25/2022	\$2,955.00	\$2,955.00	8 - Printed	10.0000.000.0000.215
48230044	PROFESSIONAL SERVICE INDUSTRIES	08/09/2022	\$3,103.91	\$3,103.91	8 - Printed	48.4031.618.3060.652
48230046	PROFESSIONAL SERVICE INDUSTRIES	08/09/2022	\$3,128.14	\$1,124.23	8 - Printed	48.4031.618.1050.652
48230047	PROFESSIONAL SERVICE INDUSTRIES	08/09/2022	\$4,960.31	\$1,311.29	8 - Printed	48.4031.618.3040.652
48230053	PROFESSIONAL SERVICE INDUSTRIES	08/09/2022	\$5,738.00	\$5,738.00	8 - Printed	48.4031.618.4210.652
48230052	PROFESSIONAL SERVICE INDUSTRIES	08/09/2022	\$6,629.70	\$6,629.70	8 - Printed	48.4051.618.4220.652
48230070	PROFESSIONAL SERVICE INDUSTRIES	08/10/2022	\$8,253.68	\$8,253.68	8 - Printed	48.4051.618.3060.652
48230071	PROFESSIONAL SERVICE INDUSTRIES	08/10/2022	\$13,093.00	\$10,375.83	8 - Printed	48.4051.618.0070.652
73230006	PSB OFFICIATING SERVICES LLC	08/24/2022	\$10,000.00	\$9,987.00	8 - Printed	10.1421.204.0075.631
74230003	QDOBA MEXICAN EATS	08/03/2022	\$1,500.31	\$1,500.31	8 - Printed	10.2211.352.0075.641
54230029	QDOBA MEXICAN EATS	08/16/2022	\$2,419.24	\$2,419.24	8 - Printed	11.2411.900.1080.641
73230011	R & R CONTRACTING SERVICES INC.	08/25/2022	\$3,000.00	\$3,000.00	8 - Printed	11.1421.900.0075.639
63230064	RCC, INC.	08/04/2022	\$1,129.00	\$0.00	0 - Closed	10.2411.111.1090.641
59230001	REALITYWORKS INC	08/02/2022	\$1,044.03	\$1,044.03	8 - Printed	10.0000.000.0000.215
62230103	REALITYWORKS INC	08/25/2022	\$2,415.00	\$2,415.00	8 - Printed	10.1331.805.1090.641
56230010	RIDDELL ALL AMERICAN	08/04/2022	\$714.71	\$714.71	8 - Printed	10.1421.117.1075.641
54230012	RIDDELL ALL AMERICAN	08/04/2022	\$3,349.95	\$3,349.95	8 - Printed	10.1421.111.1080.641
97230029	ROBOTRONICS INC	08/10/2022	\$11,353.00	\$0.00	0 - Closed	40.2552.512.0080.654
85230167	ROLLIE JOHNSON INC	09/01/2022	\$1,208.00	\$1,208.00	8 - Printed	10.2542.552.0085.641
85230161	SCHINDLER ELEVATOR CORPORATION	08/25/2022	\$3,226.68	\$0.00	0 - Closed	10.2542.552.0085.633
54230050	SCHOOL SPECIALTY, LLC	09/01/2022	\$500.00	\$500.00	8 - Printed	11.2411.900.1080.641
20230014	SCHOOL SPECIALTY, LLC	08/04/2022	\$1,000.00	\$153.48	8 - Printed	10.1111.110.4245.641
79230011	SCHOOL SPECIALTY, LLC	08/17/2022	\$1,165.74	\$1,165.74	8 - Printed	10.3512.208.7500.641
18230007	SCHOOL SPECIALTY, LLC	09/01/2022	\$1,200.00	\$1,200.00	8 - Printed	10.1111.110.4235.641
23230009	SCHOOL SPECIALTY, LLC	08/04/2022	\$2,000.00	\$1,661.36	8 - Printed	10.1111.111.4190.641
46230002	SCHOOL SPECIALTY, LLC	08/04/2022	\$2,009.13	\$0.00	0 - Closed	10.1131.110.3000.641
15230000	SCHOOL SPECIALTY, LLC	08/04/2022	\$2,300.00	\$385.43	8 - Printed	10.1111.111.4030.641
41230005	SCHOOL SPECIALTY, LLC	08/04/2022	\$2,500.00	\$2,500.00	8 - Printed	10.2411.111.3060.641
12230003	SCHOOLMATE	08/04/2022	\$1,593.75	\$0.00	0 - Closed	10.1111.111.4120.641
18230006	SEESAW LEARNING, INC	08/24/2022	\$1,560.00	\$1,560.00	8 - Printed	10.1111.108.4235.641
11230005	SHOW ME TEE'S	08/04/2022	\$1,017.00	\$0.00	0 - Closed	10.1111.111.4180.641
85230139	SIEVEKING, INCORPORATED	08/03/2022	\$4,502.88	\$2,154.62	8 - Printed	10.2541.556.0085.648
63230065	SMARTSHEET INC.	08/04/2022	\$3,237.00	\$0.00	0 - Closed	10.2331.510.0070.641
62230084	SO ILL, INC	08/17/2022	\$1,113.12	\$0.00	0 - Closed	10.1151.351.1090.641

PO#	Vendor Name	PO Date	Order Amount	Balance	Status	1st GL Account
84230001	SPECIAL SCHOOL DIST. OF ST. LOUIS COUNTY	08/03/2022	\$670.19	\$670.19	8 - Printed	10.1221.308.0070.631
50230035	SPORTDECALS, INC.	08/18/2022	\$1,046.33	\$0.00	0 - Closed	11.1421.900.1050.641
48230093	SPRAY SERVICES, INC.	08/16/2022	\$1,800.00	\$1,800.00	8 - Printed	48.4051.618.1075.652
85230152	ST. LOUIS BOILER SUPPLY CO	08/17/2022	\$1,606.08	\$1,606.08	8 - Printed	10.2542.552.0085.641
85230140	ST. LOUIS RECHARGE AND FIRE CONTROL	08/04/2022	\$10,000.00	\$10,000.00	8 - Printed	10.2542.552.0085.639
85230140	ST. LOUIS RECHARGE AND FIRE CONTROL	09/08/2022	\$12,000.00	\$12,000.00	8 - Printed	10.2542.552.0085.639
62230104	ST. LOUIS SPORTSWEAR, INC.	08/25/2022	\$1,468.00	\$0.00	0 - Closed	11.1411.900.0075.641
63230086	STAPLES	09/01/2022	\$2,387.55	\$2,387.55	8 - Printed	10.1321.805.3060.641
23230008	STEPS TO LITERACY	08/04/2022	\$692.94	\$692.94	8 - Printed	10.1111.101.4190.641
50230040	STORY FIRST, INC.	09/01/2022	\$1,500.00	\$1,500.00	8 - Printed	11.1411.900.1050.641
61230014	STRAIGHTUP SOLAR, LLC	08/25/2022	\$5,500.00	\$5,500.00	8 - Printed	10.2542.561.0085.639
48230088	STRAIGHTUP SOLAR, LLC	08/15/2022	\$14,869.50	\$14,869.50	8 - Printed	48.4051.618.4100.652
85230162	SUPERIOR INDUSTRIAL COATINGS LLC	08/30/2022	\$8,500.00	\$0.00	0 - Closed	10.2542.552.0085.633
60230005	SWANK MOTION PICTURES INC.	08/02/2022	\$13,338.00	\$0.00	0 - Closed	10.2411.111.4020.639
48230092	TANDUS CENTIVA INC.	08/16/2022	\$1,391.75	\$1,391.75	8 - Printed	48.4051.618.0085.652
85230165	TARKETT USA INC.	09/01/2022	\$500.82	\$500.82	8 - Printed	40.2542.554.0085.652
54230031	TEAM ALEC FOREVER FOUNDATION	08/19/2022	\$9,064.00	\$0.00	0 - Closed	11.3911.900.1080.639
63230082	TECHCYCLE SOLUTIONS	08/22/2022	\$6,200.00	\$6,200.00	8 - Printed	10.0000.000.0000.161
62230088	THE BOELTER COMPANIES, INC.	08/17/2022	\$3,580.00	\$0.00	0 - Closed	40.1331.805.1050.654
62230130	THE IMPROV SHOP	09/01/2022	\$1,500.00	\$1,500.00	8 - Printed	10.1321.386.0075.639
54230010	THOMAS C. HECK	08/04/2022	\$1,250.00	\$0.00	0 - Closed	11.1421.900.1080.641
50230028	TKO DJ'S	08/04/2022	\$899.00	\$0.00	0 - Closed	11.1411.900.1050.639
50230029	TKO DJ'S	08/04/2022	\$999.00	\$0.00	0 - Closed	11.1411.900.1050.639
50230027	TKO DJ'S	08/04/2022	\$999.00	\$0.00	0 - Closed	11.1411.900.1050.639
74230004	TMS*GOBBLE STOP SMOKEH- PCARD ONLY	08/03/2022	\$1,282.48	\$1,282.48	8 - Printed	10.2211.352.0075.641
62230070	TOP NOTCH VIOLINS	08/09/2022	\$1,975.00	\$0.00	0 - Closed	10.1151.351.1080.641
62230065	TOP NOTCH VIOLINS	08/05/2022	\$2,090.00	\$0.00	0 - Closed	10.1111.351.4130.641
76230005	TUETH, KEENEY, COOPER, MOHAN & JACKSTADT, P.C	08/31/2022	\$9,472.00	\$0.00	0 - Closed	10.2311.403.0070.631
76230002	TUETH, KEENEY, COOPER, MOHAN & JACKSTADT, P.C	08/10/2022	\$13,730.00	\$0.00	0 - Closed	10.2311.403.0070.631
6230021	TUFF SHED	08/24/2022	\$8,836.00	\$8,836.00	8 - Printed	40.2411.111.4220.654
97230033	TYLER TECHNOLOGIES, INC	08/31/2022	\$7,670.37	\$0.00	0 - Closed	10.2552.512.0080.633
62230127	UNIV. OF MISSOURI	09/01/2022	\$6,994.00	\$6,994.00	8 - Printed	10.1151.380.0075.633
40230011	UNIVERSAL CREATIVE CONCEPTS	08/04/2022	\$1,910.00	\$1,910.00	8 - Printed	10.2411.111.3020.641
58230027	UTOPIA ENTERTAINMENT LLC	09/01/2022	\$2,760.00	\$2,760.00	8 - Printed	11.1411.900.1090.639
54230049	VALIANT MUSIC SUPPLY	09/01/2022	\$1,132.00	\$1,132.00	8 - Printed	10.1151.104.1080.643
43230005	VANDALIA BUS LINES, INC	08/16/2022	\$2,681.42	\$2,681.42	8 - Printed	11.2551.900.3080.634
56230027	VARSITY BRANDS HOLDINGS CO., INC	08/18/2022	\$825.00	\$825.00	8 - Printed	11.1421.900.1075.641
54230042	VARSITY BRANDS HOLDINGS CO., INC	08/25/2022	\$1,000.00	\$1,000.00	8 - Printed	11.1421.900.1080.641
54230023	VARSITY BRANDS HOLDINGS CO., INC	08/04/2022	\$1,045.00	\$0.00	0 - Closed	10.1421.117.1080.641
54230022	VARSITY BRANDS HOLDINGS CO., INC	08/04/2022	\$1,129.00	\$0.00	0 - Closed	11.1421.900.1080.641
54230035	VARSITY BRANDS HOLDINGS CO., INC	08/25/2022	\$1,138.80	\$1,138.80	8 - Printed	10.1421.117.1080.641
54230028	VARSITY BRANDS HOLDINGS CO., INC	08/16/2022	\$1,835.00	\$0.00	0 - Closed	11.1421.900.1080.641
54230008	VARSITY BRANDS HOLDINGS CO., INC	08/04/2022	\$10,000.00	\$10,000.00	8 - Printed	11.1411.900.1080.641
62230112	VERNIER SOFTWARE & TECHNOLOGY LLC	08/25/2022	\$1,007.95	\$1,007.95	8 - Printed	10.1371.805.1075.641
54230047	VEX ROBOTICS INC.	09/01/2022	\$3,000.00	\$3,000.00	8 - Printed	11.1411.900.1080.641
62230058	VEX ROBOTICS INC.	08/03/2022	\$7,152.49	\$7,152.49	8 - Printed	10.1371.805.3040.641
50230032	VS ATHLETICS	08/04/2022	\$3,781.50	\$3,781.50	8 - Printed	10.1421.117.1050.641

PO#	Vendor Name	PO Date	Order Amount	Balance	Status	1st GL Account
48230095	W. SCHILLER & CO., INC.	08/16/2022	\$3,497.50	\$3,497.50	8 - Printed	48.2331.618.0070.654
48230086	W. SCHILLER & CO., INC.	08/11/2022	\$4,403.50	\$4,403.50	8 - Printed	48.2331.618.0070.654
48230087	W. SCHILLER & CO., INC.	08/11/2022	\$4,403.50	\$4,403.50	8 - Printed	48.2331.618.0070.654
48230097	W. SCHILLER & CO., INC.	08/19/2022	\$8,995.00	\$8,995.00	8 - Printed	48.2331.618.0070.654
63230083	W. SCHILLER & CO., INC.	08/23/2022	\$9,632.10	\$9,632.10	8 - Printed	41.1151.900.1090.654
62230128	W.B. HUNT CO. INC.	09/01/2022	\$1,909.20	\$1,909.20	8 - Printed	10.1151.351.1090.641
82230006	W.W.GRAINGER, INC.	08/11/2022	\$1,000.00	\$1,000.00	8 - Printed	10.2521.507.1075.641
82230007	W.W.GRAINGER, INC.	08/11/2022	\$1,000.00	\$656.90	8 - Printed	10.2521.507.1090.641
82230008	W.W.GRAINGER, INC.	08/11/2022	\$1,000.00	\$1,000.00	8 - Printed	10.2521.507.1050.641
56230038	WALLWISHER, INC.	09/01/2022	\$1,250.00	\$1,250.00	8 - Printed	10.1151.111.1075.641
62230114	WAYSIDE PUBLISHING	08/25/2022	\$1,338.96	\$0.00	0 - Closed	10.1151.351.1050.643
56230035	WEINHARDT PARTY RENTAL, INC.	08/25/2022	\$810.00	\$810.00	8 - Printed	11.1151.900.1075.631
48230084	WELLINGTON ENVIRONMENTAL CONSULTING AND	08/10/2022	\$7,985.00	\$7,985.00	8 - Printed	48.4051.618.4180.652
48230084	(C) WELLINGTON ENVIRONMENTAL CONSULTING AND	08/17/2022	\$9,135.00	\$9,135.00	8 - Printed	48.4051.618.4180.652
62230069	WENGER CORP	08/09/2022	\$1,298.00	\$1,298.00	8 - Printed	10.1111.351.4130.641
56230029	WESTLAKE HARDWARE INC	08/24/2022	\$1,000.00	\$1,000.00	8 - Printed	10.1361.116.1075.641
1230017	WHOLE PHONICS, INC.	08/04/2022	\$921.87	\$0.00	0 - Closed	10.1111.101.4020.641
48230057	WOOD ENVIRONMENT & INFRASTRUCTURE SOLUTIONS,INC	08/09/2022	\$955.25	\$955.25	8 - Printed	48.4031.618.4210.652
48230108	WOOD ENVIRONMENT & INFRASTRUCTURE SOLUTIONS,INC	08/25/2022	\$4,092.05	\$4,092.05	8 - Printed	48.4031.618.1090.652
48230068	WOOD ENVIRONMENT & INFRASTRUCTURE SOLUTIONS,INC	08/10/2022	\$7,636.80	\$6,364.00	8 - Printed	48.4031.618.7500.652
48230106	WOOD ENVIRONMENT & INFRASTRUCTURE SOLUTIONS,INC	08/24/2022	\$10,381.80	\$7,786.30	8 - Printed	48.4031.618.4100.652
62230094	WORLD SAVVY, INC	08/18/2022	\$10,000.00	\$10,000.00	8 - Printed	10.2213.805.0075.631
48230094	WSP USA INC	08/16/2022	\$6,270.25	\$6,270.25	8 - Printed	48.4031.618.4120.652
48230082	WSP USA INC	08/10/2022	\$12,227.00	\$10,593.60	8 - Printed	48.4031.618.4120.652
62230059	YOUNG ENTREPRENEUR PUBLISHING GRP. LLC	08/03/2022	\$4,495.00	\$0.00	0 - Closed	10.1321.805.3020.641
54230015	ZELLER DIGITAL INNOVATIONS, INC.	08/04/2022	\$3,050.00	\$3,050.00	8 - Printed	41.1421.900.1080.654
TOTAL:			\$118,687.78			

\$15,000+
AUGUST FY23

PO#	Vendor Name	PO Date	Order Amount	Balance	Status	1st GL Account
36230002	ALTERNATIVE LOGISTICS TECHNOLOGIES HOLDINGS, INC.	08/23/2022	\$100,000.00	\$99,190.00	8 - Printed	10.2551.301.0070.634
85230157	AMERICAN WATER TREATMENT, INC	08/24/2022	\$16,000.00	\$16,000.00	8 - Printed	10.2542.552.0085.633
63230079	APPLE INC.	08/19/2022	\$40,873.00	\$12,395.00	8 - Printed	40.1151.510.1080.654
61230012	ATHENA ENERGY SERVICES HOLDINGS, LLC	08/01/2022	\$105,533.98	\$105,533.98	8 - Printed	10.2542.560.0085.648
85230138	BROADWAY FORD TRUCK SALES INC	08/03/2022	\$184,985.00	\$150,930.00	8 - Printed	40.2541.556.0085.655
48230096	CMS COMMUNICATIONS INC	08/19/2022	\$25,000.00	\$20,905.00	8 - Printed	10.2331.510.0070.636
73230004	CONCOURSE TEAM EXPRESS LLC	08/19/2022	\$31,595.00	\$0.00	0 - Closed	10.1421.204.0075.641
94230001	CREVE COEUR POLICE	08/03/2022	\$76,942.00	\$76,942.00	8 - Printed	10.2546.410.0085.631
71230004	DAKTRONICS INC	08/24/2022	\$42,315.00	\$0.00	0 - Closed	10.2322.409.0070.633
75230020	DELTA DENTAL OF MISSOURI	08/03/2022	\$80,000.00	\$57,978.62	8 - Printed	12.0000.000.0000.315
63230068	EDUSPIRE SOLUTIONS LLC	08/10/2022	\$40,767.00	\$0.00	0 - Closed	10.1131.805.3000.641
62230056	EMPOWERING YOUTH & COMMUNITIES INC.	08/03/2022	\$25,000.00	\$25,000.00	8 - Printed	10.1195.386.0075.631
85230156	F J JURCIC CO	08/24/2022	\$49,750.00	\$49,750.00	8 - Printed	40.4051.553.4210.653
48230098	FGM ARCHITECTS INC.	08/24/2022	\$18,305.64	\$18,305.64	8 - Printed	48.4031.618.4100.652
48230065	FGM ARCHITECTS INC.	08/10/2022	\$25,184.98	\$25,184.98	8 - Printed	48.4031.618.3080.652
48230066	FGM ARCHITECTS INC.	08/10/2022	\$34,908.13	\$34,908.13	8 - Printed	48.4031.618.7500.652
79230002	FRY & ASSOCIATES INC	08/02/2022	\$16,684.00	\$16,684.00	8 - Printed	40.3512.208.7500.654
48230042	GEOTECHNOLOGY, INC	08/01/2022	\$17,729.75	\$16,850.37	8 - Printed	48.4031.618.1050.652
63230069	HOUGHTON MIFFLIN HARCOURT	08/10/2022	\$34,236.00	\$0.00	0 - Closed	10.2225.510.0070.641
36230001	INDEPENDENT TAXI DRIVERS ASSOCIATION	08/03/2022	\$100,000.00	\$70,353.00	8 - Printed	10.2551.301.0070.634
85230137	JAMES G STAAT TUCKPOINTING, INC	08/03/2022	\$16,680.00	\$0.00	0 - Closed	10.2542.552.0085.633
54230009	KENDALL, LLC	08/04/2022	\$43,000.00	\$43,000.00	8 - Printed	40.1151.351.1080.654
97230032	KIESEL COMPANY	08/31/2022	\$32,897.55	\$32,897.55	8 - Printed	10.2552.512.0080.648
71230001	LIPICS INC	08/03/2022	\$18,000.00	\$17,330.00	8 - Printed	10.2322.409.0070.641
62230054	LITERACY RESOURCES, LLC	08/03/2022	\$19,257.70	\$0.00	0 - Closed	10.1111.361.4020.641
75230019	LIVONGO HEALTH INC	08/03/2022	\$360,000.00	\$306,378.92	8 - Printed	12.0000.000.0000.317
48230100	MCCARTHY HOLDINGS INC	08/24/2022	\$17,746.10	\$17,746.10	8 - Printed	48.4051.618.4180.652
85230145	MCCARTHY HOLDINGS INC	08/10/2022	\$63,000.50	\$63,000.50	8 - Printed	40.2542.554.0085.652
48230073	MCCARTHY HOLDINGS INC	08/10/2022	\$80,836.55	\$36,523.83	8 - Printed	48.4051.618.0085.652
48230075	MCCARTHY HOLDINGS INC	08/10/2022	\$93,284.28	\$93,284.28	8 - Printed	48.4051.618.4020.652
48230103	MCCARTHY HOLDINGS INC	08/24/2022	\$175,089.24	\$175,089.24	8 - Printed	48.4051.618.4220.652
48230104	MCCARTHY HOLDINGS INC	08/24/2022	\$182,541.82	\$182,541.82	8 - Printed	48.4051.618.4245.652
85230144	MCCARTHY HOLDINGS INC	08/10/2022	\$187,303.48	\$152,449.22	8 - Printed	40.4051.554.4180.652
48230076	MCCARTHY HOLDINGS INC	08/10/2022	\$300,186.00	\$300,186.00	8 - Printed	48.4051.618.1080.652
48230072	MCCARTHY HOLDINGS INC	08/10/2022	\$399,711.48	\$266,176.77	8 - Printed	48.4051.618.4190.652
48230099	MCCARTHY HOLDINGS INC	08/24/2022	\$465,767.68	\$294,586.86	8 - Printed	48.4051.618.1050.652
48230080	MCCARTHY HOLDINGS INC	08/10/2022	\$2,001,142.27	\$1,428,128.72	8 - Printed	48.4051.618.3040.652
48230077	MCCARTHY HOLDINGS INC	08/10/2022	\$2,018,278.91	\$1,715,672.57	8 - Printed	48.4051.618.0059.652
48230078	MCCARTHY HOLDINGS INC	08/10/2022	\$2,080,254.24	\$1,543,126.81	8 - Printed	48.4051.618.4100.652
48230079	MCCARTHY HOLDINGS INC	08/10/2022	\$2,768,646.44	\$1,932,715.99	8 - Printed	48.4051.618.1050.652
48230109	MCCARTHY HOLDINGS INC	08/26/2022	\$3,000,000.00	\$1,547,450.03	8 - Printed	48.4051.618.1075.652
48230074	MCCARTHY HOLDINGS INC	08/10/2022	\$4,874,198.93	\$4,132,501.67	8 - Printed	48.4051.618.1080.652
73230008	MERCY SPECIALIZED BILLING SERVICES	08/24/2022	\$112,000.00	\$109,964.61	8 - Printed	10.1421.204.0075.631
48230107	MIDWEST SERVICE GROUP	08/24/2022	\$143,365.19	\$0.00	0 - Closed	48.4051.618.1050.652
97230030	MIDWEST TRANSIT EQUIPMENT	08/10/2022	\$1,084,344.00	\$1,084,344.00	8 - Printed	40.2552.512.0080.655
61230013	MISSOURI AMERICAN WATER	08/10/2022	\$210,000.00	\$210,000.00	8 - Printed	10.2542.560.0085.633
73230002	MSHSAA	08/04/2022	\$25,000.00	\$3,094.10	8 - Printed	10.1421.204.0075.637
94230003	NEW MANAGEMENT, INC	08/31/2022	\$32,695.65	\$32,695.65	8 - Printed	10.2546.410.0085.641
62230116	NOTABLE, INC.	08/26/2022	\$30,400.07	\$0.00	0 - Closed	10.1111.805.0075.641
54230007	OFFICE ESSENTIALS INCORPORATED	08/04/2022	\$15,979.47	\$0.00	0 - Closed	10.2411.111.1080.641

12230007	OFFICE ESSENTIALS INCORPORATED	08/31/2022	\$23,640.46	\$0.00 0 - Closed	10.1111.111.4120.641
46230000	OFFICE ESSENTIALS INCORPORATED	08/04/2022	\$28,324.04	\$0.00 0 - Closed	10.1131.111.3000.641
36230000	OVERDRIVE INC.	08/03/2022	\$100,000.00	\$0.00 0 - Closed	10.2551.301.0070.634
62230082	PROJECT LEAD THE WAY INC	08/10/2022	\$17,100.00	\$2,850.00 8 - Printed	10.1111.351.4020.641
62230099	SIMPSON, SHERIANN	08/25/2022	\$26,201.00	\$26,201.00 8 - Printed	10.1151.351.1050.641
63230062	STAPLES	08/01/2022	\$940,390.00	\$1,368.88 8 - Printed	10.0000.000.0000.161
48230089	STRAIGHTUP SOLAR, LLC	08/15/2022	\$22,750.00	\$22,750.00 8 - Printed	48.4051.618.1075.652
73230012	TRU TURF SOLUTIONS LLC	08/31/2022	\$68,564.25	\$68,564.25 8 - Printed	10.2543.204.1050.631
63230072	UNIV. OF MISSOURI	08/16/2022	\$53,133.84	\$0.00 0 - Closed	10.2331.510.0070.637
62230101	VEX ROBOTICS INC.	08/25/2022	\$33,807.85	\$33,807.85 8 - Printed	10.1371.805.1050.641
21230004	W. SCHILLER & CO., INC.	08/18/2022	\$16,631.95	\$16,631.95 8 - Printed	41.1111.900.4035.654
48230081	W. SCHILLER & CO., INC.	08/10/2022	\$22,866.00	\$22,866.00 8 - Printed	48.2331.618.0070.654
48230083	WELLINGTON ENVIRONMENTAL	08/10/2022	\$90,472.00	\$90,472.00 8 - Printed	48.4051.618.7500.652
	CONSULTING AND				
48230110	WOOD ENVIRONMENT &	08/31/2022	\$27,869.20	\$27,869.20 8 - Printed	48.4031.618.4060.652
	INFRASTRUCTURE SOLUTIONS,INC				
85230146	WSP USA INC	08/10/2022	\$59,703.51	\$59,703.51 8 - Printed	10.2542.554.0085.631
48230091	WSP USA INC	08/15/2022	\$151,656.00	\$151,656.00 8 - Printed	48.4031.618.1075.652
	TOTAL:		<u>\$23,600,527.13</u>		

SPOT MARKET REPORT -AUGUST FY23

PO #	Create Date	Vendor Name	Comm. Code	Qty.	UOM	Unit Price	Description	Object	Account Amt
85230123	07/18/2022	642477 ENERGY PETROLEUM COMPANY	400	250	EACH	\$ 3.58	NO LEAD 87 OCT RFG	6486	\$ 895.00
85230123				1	EACH	\$ 55.14	FEDERAL AND STATE TAXES AND FEES	6486	\$ 55.14
85230123				250	EACH	\$ 4.08	#2 DIESEL ULTRA LS	6486	\$ 1,020.00
85230123				1	EACH	\$ 55.75	FEDERAL AND STATE TAXES AND FEES	6486	\$ 55.75
85230123				1750.2	EACH	\$ 3.58	NO LEAD 87 OCT RFG	6486	\$ 6,265.72
85230123				1	EACH	\$ 385.98	FEDERAL AND STATE TAXES AND FEES	6486	\$ 385.98
85230139	08/03/2022	910351 SIEVEKING, INCORPORATED	400	426.7	EACH	\$ 3.13	NO LEAD 87 OCT RFG	6486	\$ 1,336.94
85230139				1	EACH	\$ 98.07	FEDERAL AND STATE TAXES AND FEES	6486	\$ 98.07
85230139				185	EACH	\$ 3.65	UL SULFUR HI-WAY DIESEL	6486	\$ 675.73
85230139				1	EACH	\$ 43.88	FEDERAL AND STATE TAXES AND FEES	6486	\$ 43.88
85230139				698	EACH	\$ 3.13	NO LEAD 87 OCT RFG	6486	\$ 2,186.97
85230139				1	EACH	\$ 161.29	FEDERAL AND STATE TAXES AND FEES	6486	\$ 161.29
85230155	08/23/2022	642477 ENERGY PETROLEUM COMPANY	400	2358.4	EACH	\$ 2.81	NO LEAD 87 OCT RFG	6486	\$ 6,627.10
85230155				1	EACH	\$ 535.66	FEDERAL AND STATE TAXES AND FEES	6486	\$ 535.66
85230155				416.9	EACH	\$ 2.81	NO LEAD 87 OCT RFG	6486	\$ 1,171.49
85230155				1	EACH	\$ 94.69	FEDERAL AND STATE TAXES AND FEES	6486	\$ 94.69
85230155				250	EACH	\$ 3.47	#2 DIESEL ULTRA LS	6486	\$ 867.50
85230155				1	EACH	\$ 56.85	FEDERAL AND STATE TAXES AND FEES	6486	\$ 56.85
85230168	09/01/2022	642477 ENERGY PETROLEUM COMPANY	400	1325	EACH	\$ 2.74	NO LEAD 87 OCT RFG	6486	\$ 3,630.50
85230168				1	EACH	\$ 300.96	FEDERAL AND STATE TAXES AND FEES	6486	\$ 300.96
85230168				412.9	EACH	\$ 2.74	NO LEAD 87 OCT RFG	6486	\$ 1,131.35
85230168				1	EACH	\$ 93.79	FEDERAL AND STATE TAXES AND FEES	6486	\$ 93.79
85230168				200.1	EACH	\$ 3.99	#2 DIESEL ULTRA LS	6486	\$ 797.54
85230168				1	EACH	\$ 45.49	FEDERAL AND STATE TAXES AND FEES	6486	\$ 45.49
97230032	08/31/2022	800559 KIESEL COMPANY	500	7500	EACH	\$ 4.21	PREMIUM #2 ULTRA LOW SULFUR DIESEL	6486	\$ 31,575.00
97230032				7500	EACH	\$ 0.00	FED OIL SPILL FEE	6486	\$ 16.05
97230032				7500	EACH	\$ 0.00	MO AGI TAX PER GAL	6486	\$ 7.50
97230032				7500	EACH	\$ 0.17	MO STATE TAX PER GAL	6486	\$ 1,275.00
97230032				7500	EACH	\$ 0.00	MO ADG INSP. FEE TAX PER GAL	6486	\$ 5.25
97230032				7500	EACH	\$ 0.00	MO USTD TRANSP. LOAD FEE TAX PER GA	6486	\$ 18.75
Total Commodity 202 (Paper)								\$	-
Total Commodity 400 (Fuel - Facilities)								\$	28,533.39
Total Commodity 500 (Fuel - Transportation)								\$	32,897.55
Total Commodity 401 (Trash Liners)								\$	-
Grand Total All Commodity								\$	61,430.94